



ACMG PRACTICE RESOURCE

Management of individuals with heterozygous germline pathogenic variants in *RAD51C*, *RAD51D*, and *BRIP1*: A clinical practice resource of the American College of Medical Genetics and Genomics (ACMG)

Joanne Ngeow^{1,2}, Jianbang Chiang^{1,2}, Esteban Astiazaran-Symonds³, Judith Balmaña^{4,5}, Ilana Cass⁶, Felix K.F. Kommos⁷, William D. Foulkes⁸, Paul A. James^{9,10}, Arielle Katcher¹¹, Susan Klugman¹², Alicia A. Livinski¹³, Julie S. Mak¹⁴, Nicoleta Voian¹⁵, Myra J. Wick¹⁶, Marc Tischkowitz¹⁷, Tuya Pal¹⁸, Douglas R. Stewart¹⁹, Helen Hanson^{20,21}; on behalf of the ACMG Professional Practice and Guidelines Committee^{22,*}

Disclaimer: This practice resource is designed primarily as an educational resource for medical geneticists and other clinicians to help them provide quality medical services. Adherence to this practice resource is completely voluntary and does not necessarily assure a successful medical outcome. This practice resource should not be considered inclusive of all proper procedures and tests or exclusive of other procedures and tests that are reasonably directed to obtaining the same results. In determining the propriety of any specific procedure or test, clinicians should apply their own professional judgment to the specific clinical circumstances presented by the individual patient or specimen.

Clinicians are encouraged to document the reasons for the use of a particular procedure or test, whether or not it is in conformance with this practice resource. Clinicians also are advised to take notice of the date this practice resource was adopted, and to consider other medical and scientific information that becomes available after that date. It also would be prudent to consider whether intellectual property interests may restrict the performance of certain tests and other procedures. Where individual authors are listed, the views expressed may not reflect those of authors' employers or affiliated institutions.

ARTICLE INFO

Article history:

Received 8 August 2025

Accepted 12 August 2025

Available online 7 October 2025

Keywords:

BRIP1

Cancer predisposition

Cancer risk

RAD51C

RAD51D

ABSTRACT

Purpose: *RAD51C*, *RAD51D*, and *BRIP1* germline pathogenic variants (GPVs) are associated with increased lifetime risks of tubo-ovarian cancer. Resources for managing *RAD51C*, *RAD51D*, and *BRIP1* heterozygotes in clinical practice are limited.

Methods: An international workgroup developed a Clinical Practice Resource to guide management of *RAD51C*, *RAD51D*, and *BRIP1* heterozygotes using peer-reviewed publications and expert opinion.

Results: *RAD51C*, *RAD51D*, and *BRIP1* are moderate (intermediate) penetrance ovarian cancer predisposition genes. Ovarian cancer risks for individuals with *RAD51C*, *RAD51D*, and *BRIP1* GPVs may be influenced by family history and other modifiers. *RAD51C* and *RAD51D* GPVs are also associated with moderate risk of breast cancer, predominantly triple-negative subtype. *RAD51C*, *RAD51D*, and *BRIP1* heterozygotes should be offered risk-reducing salpingo-oophorectomy close to the age of menopause based on age-specific risks and shared decision

The Board of Directors of the American College of Medical Genetics and Genomics approved this practice resource on 19 May 2025.

*Correspondence: ACMG. Email address: documents@acmg.net

Affiliations are at the end of the document.

doi: <https://doi.org/10.1016/j.gim.2025.101557>

1098-3600/© 2025 American College of Medical Genetics and Genomics. Published by Elsevier Inc. All rights are reserved, including those for text and data mining, AI training, and similar technologies.

making. For *RAD51C* and *RAD51D* heterozygotes, enhanced breast surveillance may be indicated according to their personalized risk estimate and country-specific guidelines. Generally, risk-reducing mastectomy is not recommended. For *RAD51C*, *RAD51D*, and *BRIP1* heterozygotes who develop cancer, there is insufficient evidence to guide any specific targeted treatment.

Conclusion: Systematic prospective data collection is needed to establish the outcomes of *RAD51C*, *RAD51D*, and *BRIP1* associated cancers and particularly response to cancer treatment and survival.

© 2025 American College of Medical Genetics and Genomics.

Published by Elsevier Inc. All rights are reserved, including those for text and data mining, AI training, and similar technologies.

Introduction

RAD51C (HGNC:9820), *RAD51D* (HGNC:9823), and *BRIP1* (HGNC:20473) are involved in the homologous recombination (HR) repair of DNA double-stranded breaks. HR is a highly regulated DNA repair mechanism that ensures genomic integrity during cell division. Germline pathogenic and likely pathogenic variants (collectively referred to in this document as “germline pathogenic variants” [GPVs]) in *RAD51C*, *RAD51D*, and *BRIP1* can cause genomic instability through loss of the wild-type allele, with potential malignant transformation.¹ Monoallelic GPVs in *RAD51C*, *RAD51D*, and *BRIP1* are associated with increased lifetime risks of cancer, predominantly epithelial ovarian, fallopian tube, and primary peritoneal cancer (henceforth defined as ovarian cancer [OC]) (Table 1²⁻⁴). Additionally, biallelic homozygous or compound heterozygous GPVs in *BRIP1* (FA-*J/BACH1*) and *RAD51C* (FA-*O*) cause Fanconi anemia.⁵

Currently, OC is the eighth most common cancer in women worldwide and accounted for 4.7% of cancer deaths in 2020.⁷ OC is known to be associated with family history. Individuals with a first-degree relative with OC have a 3-fold risk of OC

compared with the general population.⁸ Approximately 20% of OC is due to an underlying monogenic cause.⁹ This is predominantly explained by GPVs in high-risk genes, such as *BRCA1* (HGNC:1100) and *BRCA2* (HGNC:1101). GPVs in other genes, such as *RAD51C*, *RAD51D*, and *BRIP1* have also been implicated in OC risk, whereas a smaller proportion (ie, <3%) is explained by GPVs in the mismatch-repair genes associated with Lynch syndrome (*MLH1* (HGNC:7127), *MSH2* (HGNC:7325), *MSH6* (HGNC:7329)).¹⁰

A meta-analysis of 63 studies in patients with OC showed a prevalence of 149 in 23,802 (0.6%) for *RAD51C*, 94 in 22,787 (0.5%) for *RAD51D*, and 200 in 22,494 (0.9%) for *BRIP1*.¹¹ Among healthy controls, the BRIDGES study showed a prevalence of 26 in 50,703 (0.05%) for *RAD51C*, 25 in 50,703 (0.05%) for *RAD51D* and 75 in 50,703 (0.15%) for *BRIP1*.³ This is in line with data in unaffected Australian women that showed a prevalence of 0.04% for *RAD51C* and *RAD51D* and 0.17% for *BRIP1*.¹² Although individually small, the sum of these numbers shows that a clinically meaningful number of women in the population harbor a GPV in 1 of these genes. Although *RAD51C*, *RAD51D*, and *BRIP1* are generally considered moderate (also known as intermediate) risk OC predisposition genes, the data indicate that OC cancer risks for heterozygotes can vary, influenced by the specific variant, family history, and modifying genetic and nongenetic risk factors. Furthermore, cancers (other than OC) have been reported in *RAD51C*, *RAD51D*, and *BRIP1* heterozygotes, such as breast cancer (BC). Challenges in unraveling the associated risks and making recommendations for clinical practice include: (1) varied estimates of penetrance depending on the study design and the population studied; (2) uncertainties about the tumor spectrum and characteristics; (3) the role of family history and other modifiers in cancer risk estimates; (4) the difficulties of establishing robust genotype/phenotype associations, particularly for those missense variants that may impart lower or higher risks than predicted truncating variants; and (5) the balance of OC risk and potential long-term sequelae of an early surgical menopause due to risk-reducing interventions. Disentangling the available data and information and translating this into guidance for clinical practice has been both challenging and nuanced, similar to other moderate risk genes.^{13,14} Currently, there are consensus recommendations in the United Kingdom¹⁵

Table 1 Summary of breast and ovarian cancer risk in *RAD51C*, *RAD51D*, and *BRIP1* heterozygotes

Gene	Breast Cancer Risk	Ovarian Cancer Risk
<i>RAD51C</i>	RR 2.0 (95% CI: 1.4-2.9) Lifetime risk ^a : 21% (95% CI: 15%-29%) ²	RR 7.6 (95% CI: 5.6-10.2) Lifetime risk ^a : 11% (95% CI: 6%-21%) Increased risk after age 50 ²
<i>RAD51D</i>	RR 1.8 (95% CI: 1.2-2.7) Lifetime risk ^a : 20% (95% CI: 14%-28%) ²	RR 7.5 (95% CI: 5.6-10.3) Lifetime risk ^a : 13% (95% CI: 7%-23%) Increased risk after age 50 ²
<i>BRIP1</i>	Not associated with breast cancer ³	RR 11.2 (95% CI: 3.2-34.1) Lifetime risk: 5.8% (95% CI: 3.6%-9.1%) Increased risk after age 50 ⁴ OR: 8.7 (95% CI: 4.6-15.8) Lifetime risk ^b : 7%-10% ⁶

OR, odds ratio; RR, relative risk.

^aModified by family history.

^bRisks for *BRIP1* are further discussed in the section Cancer risks for *RAD51C*, *RAD51D*, and *BRIP1* heterozygotes.

and in Australia¹⁶ for management of individuals with *RAD51C*, *RAD51D*, and *BRIP1* GPVs.

Based on international guidelines, germline genetic testing of a panel of OC predisposition genes, including *RAD51C*, *RAD51D*, and *BRIP1*, is currently standard practice in many countries in patients with OC due to the potential implications for patient management and cancer risk estimation and management for family members. Furthermore, rapid progress in genetic sequencing technologies has led to the use of germline or tumor multigene panel testing and/or tumor genome/exome sequencing with the possibility to identify *RAD51C*, *RAD51D*, and *BRIP1* heterozygotes outside the setting of OC. As a result, there is a clinical need for consistent, evidence-based, pragmatic guidance for the management of these individuals in international clinical practice, specifically considering the clinical utility of personalized (rather than generalized) risk assessment, and risk-reducing interventions based on age-specific risks.

Materials and Methods

After proposal approval and review of potential or actual conflicts as per the relevant American College of Medical Genetics and Genomics (ACMG) policies, an international workgroup was identified, comprising members across North America, Europe, and Asia, including Australia, Singapore, the United States, Canada, the United Kingdom, Germany, and Spain, with expertise in clinical cancer genetics, genetic counseling, breast surgery, gynecologic surgery, and medical oncology. A biomedical librarian used a list of clinical areas in the management of *RAD51C*, *RAD51D*, and *BRIP1* heterozygotes developed by the workgroup to create the search strategy ([Supplemental Methods](#)) and searched PubMed/MEDLINE (US National Library of Medicine) in March and April 2024. All reported disease-causing variants are referred to as GPVs. Older (pre-2015) reported disease-associated *RAD51C*, *RAD51D*, and *BRIP1* variants were not reclassified according to more modern criteria.

The workgroup met monthly via video conference calls beginning in February 2024 and participated in email discussion and review throughout the process. Section authors critically reviewed the literature search results and synthesized findings narratively. Additional relevant publications were included based on author judgment and expertise. Workgroup members independently drafted sections of the document commensurate with their area of expertise and reviewed the entire manuscript. Clinical management recommendations were derived by consensus from the literature resource and the collective expertise of the authors. Working and final drafts were reviewed and approved by members of the Professional Practice and Guidelines (PP&G) Committee and the ACMG Board of Directors. As per ACMG policy, a mature draft of the manuscript was

sent to ACMG membership for review and comment. The workgroup reviewed the comments and revisions were made to the final manuscript, which was then approved by the PP&G Committee and the ACMG Board of Directors.

Germline pathogenic and likely pathogenic variants in *RAD51C*, *RAD51D*, and *BRIP1*

GPVs in *RAD51C*, *RAD51D*, and *BRIP1* are a rare but consistent finding in patients and families with OC and/or BC. Indeed, the frequency of GPVs have been estimated to be <2% for each gene (0.6%-1.2% for *RAD51C*, 0.4%-1.8% for *RAD51D*, and 0.6%-0.9% for *BRIP1*) with slight variations depending on the populations studied, including cases with both OC and BC within the family, cases with OC only or BC only, and cases with prior negative testing for other more common hereditary breast and ovarian cancer (HBOC) predisposition genes, such as *BRCA1* and *BRCA2*.^{4,17-21}

Similar to other cancer predisposition genes in which loss of function is a mechanism of disease, most of the GPVs identified in *RAD51C*, *RAD51D*, and *BRIP1* are loss-of-function variants. According to ClinVar data (as of July 2024), frameshifts are the most common molecular consequence with nonsense and splice-site variants representing most of the remaining GPVs for each gene.²² This is consistent with findings from a recent meta-analysis by Suszynska et al,²³ which identified the most prevalent GPVs found through multigene panels in patients with BC and/or OC largely of White and East Asian ethnicity to be NM_058216.3:c.1026+5_1026+7del and NM_058216.3:c.706-2A>G in *RAD51C*, NM_002878.4:c.694C>T p.(Arg232Ter) and NM_002878.4:c.270_271dup p.(Lys91fs) in *RAD51D* and NM_032043.3:c.2392C>T p.(Arg798Ter) in *BRIP1*.^{11,23} In contrast, only a small number of missense GPVs have been described including 7 in *RAD51C*, 1 in *RAD51D* and 3 in *BRIP1* representing <1% of reported GPVs for each gene (ClinVar entries with multiple submitters as of July 2024).²²

Clinically relevant differences in cancer risk between truncating and missense variants have been reported in genes with intermediate cancer risk, such as *CHEK2*.¹³ Although some studies have suggested that truncating and missense variants are associated with different risks,³ due to small numbers, similar genotype-phenotype correlations for *RAD51C*, *RAD51D*, and *BRIP1* have not yet been fully characterized. Indeed, most case-control studies have not stratified cancer risk analyses by variant type, which is likely due to the overall rarity of GPVs in these genes and, more specifically, the very low frequency of well-established missense GPVs.

Overall, the association with cancer risk has shown a clearer link for truncating variants, but there is some evidence suggesting a particularly increased risk of cancer for some missense variants. Illustratively, the French-Canadian founder

variant NM_002878.4:c.620C>T p.(Ser207Leu) in *RAD51D* has been associated with a significantly increased risk of ovarian high-grade serous carcinoma (HGSC; 3.8% cases vs 0.2% controls).²⁴ A detailed list of missense GPVs and founder variants can be found in [Supplemental Tables 1 and 2](#). HGNC gene ID and nomenclature for all variants described in the manuscript are listed in [Supplemental Tables 3 and 4](#).

Regarding the location of GPVs within the genes, small clusters of GPVs have been recently mapped to specific genomic regions (eg, the Walker A motif in *RAD51C*).²⁵ However, germline pathogenic variation in the genes appears to be largely homogenous all along the primary structure of the proteins.

Challenges in variant interpretation

Intermediate penetrance is perhaps the greatest challenge in risk assessment of variants in *RAD51C*, *RAD51D*, and *BRIP1*. This is in part due to the widely used ACMG/Association for Molecular Pathology (AMP) framework for classification of sequencing variants, which is better suited for the interpretation of variants in genes associated with early-onset, highly penetrant phenotypes.^{26,27} To address this problem, the ClinGen HBOC Variant Curation Expert Panel has developed specifications for the ACMG/AMP recommendations on classifications of variants in other HBOC genes with intermediate penetrance, such as *PALB2* and *ATM*.²⁸ However, similar recommendations for *RAD51C*, *RAD51D*, or *BRIP1* have yet to be released.

Furthermore, proving cosegregation of the variant with the disease can be used to refine risk and to resolve the clinical significance of a variant. However, because of the lower penetrance in these genes, cosegregation of a variant with the disease is harder to establish within families, even with a history of BC or OC and usually requires statistical methods to detect.²⁹

The relative lack of functional data for variants in these genes is another contributing factor complicating variant interpretation (see also section on variants of uncertain significance below). The ACMG/AMP PM1 criterion provides moderate evidence of pathogenicity for variants occurring in well-established mutational hotspots. GPVs in *RAD51C*, *RAD51D*, and *BRIP1* are generally dispersed over the entire genes,¹¹ and there is limited evidence regarding well-established hotspots or critically relevant functional domains without benign variation.^{11,30}

Population databases are useful in obtaining the frequencies of variants in large populations. However, in contrast with other cancer predisposition genes in which pathogenic variation is more common and penetrant, specific allele frequency cutoffs have not been established for variants in *RAD51C*, *RAD51D*, and *BRIP1*. In addition, these databases typically contain overrepresentation of evidence for variants in European populations, which disproportionately complicates the analysis of variants in diverse groups.^{31,32}

Variants of uncertain significance

Most hereditary cancer multigene panels used in clinical practice include the *RAD51C*, *RAD51D*, and *BRIP1* genes, which has likely contributed to the numerous variants of uncertain significance (VUS) identified by laboratories around the world. This identification of VUS can lead to clinical uncertainty and ethical dilemmas regarding individualized management and genetic counseling. Conflicting interpretations of these variants by different laboratories can further complicate clinical decision making, as noted by Balmaña et al.³³ Variants classified as VUS in *RAD51C*, *RAD51D*, and *BRIP1* are predominantly missense variants. Indeed, from all variant submissions to ClinVar, a public database that archives information on the relationship between human variations and diseases, VUS represent approximately half of the entries for each of these genes (*RAD51C* 47.2%, *RAD51D* 45.6%, *BRIP1* 51.1% in ClinVar as of September 2024) and even more variants in these genes have conflicting interpretations of pathogenicity.²²

Although variants in *BRCA1* and *BRCA2* are more easily characterized because of well-studied structural and functional properties, the impact of variants in *RAD51C*, *RAD51D*, and *BRIP1* is usually less well understood.³⁴ Many groups have performed functional assays to determine the pathogenicity of these variants. For example, Kolinjivadi et al.³⁵ demonstrated that certain *RAD51C* missense variants impair critical elements required for genomic stability, including replication fork protection and HR, whereas Sanoguera-Miralles et al.³⁶ highlighted the importance of analyzing splice-site variants because many of these can lead to significant splicing anomalies and protein truncation. Focusing on *RAD51D* variation, Baldock et al.³⁷ identified specific GPVs in this gene that disrupt its interaction with *XRCC2*, which is critical for HR. Lastly, Moyer et al.³⁸ highlighted that many missense variants in *BRIP1* render the protein hypomorphic or null, affecting its ability to repair DNA interstrand cross-links, underscoring the need for functional assays to assess the impact of these variants. Most recently, saturation genome editing was used to functionally assess 9188 unique *RAD51C* variants, representing nearly all possible coding sequence single-nucleotide alterations. This study allowed functional classification of 3094 variants as disruptive and demonstrated a high degree of concordance with a clinical truthset.³⁹

Variant reporting

The Evidence-based Network for the Interpretation of Germline Mutant Alleles (ENIGMA) group established guidelines to standardize the reporting of germline cancer susceptibility variants. These guidelines take into account several factors, including pathogenicity, penetrance, and clinical actionability. According to their proposed framework, they recommend reporting variants that carry a 2-fold or higher risk because variants with less than a 2-fold

relative risk (RR) are deemed to have limited clinical relevance when considered alone.⁴⁰ Although these variants can still be reported, some clinical laboratories may opt not to do so if they lack clinical utility. Moreover, recommendations for clinical management should be based on a thorough evaluation of the specific variant, as well as the individual's personal and/or family medical history, alongside other known genetic and environmental risk factors.

Variant reclassification

Variants in *RAD51C*, *RAD51D*, and *BRIP1* may undergo reclassification (“upgraded” or “downgraded”) as new evidence or revised classification frameworks emerge over time. In the setting of cancer predisposition genes, in most situations, the reclassification results in a downgrade of the classification of VUS to benign or likely benign.^{41,42} This reclassification, particularly if a VUS is upgraded, could change the clinical implications both for early detection and risk-reducing interventions, as well as advice on cascade testing, underscoring the importance of discussing these potential updates between clinicians and individuals during testing. Various professional societies have issued guidelines regarding the recontacting of individuals, reclassification processes, and updating of reports.⁴³⁻⁴⁵

Consistent with standard clinical practice

- *VUS in RAD51C, RAD51D, and BRIP1 should not be used to guide clinical management or for predictive genetic testing for family members, as is the case for all VUS results.*
- *Reporting of RAD51C, RAD51D, and BRIP1 variants should include clear language on variant pathogenicity and predicted penetrance.*
- *Clinicians should discuss the potential for reclassification of RAD51C, RAD51D, and BRIP1 variants (especially VUS) with individuals.*

Cancer risks for *RAD51C*, *RAD51D*, and *BRIP1* heterozygotes

Ovarian cancer

In 2010, 6 GPVs in *RAD51C* were identified in 1100 German families with gynecological malignancies.⁴⁶ The variants were found only within families with the occurrence of both BC and OC ($n = 480$) and not in 620 families with BC only or in 2912 healthy German controls, suggesting that the greater association was for OC. Further studies also reported the detection of *RAD51C* GPVs in studies of BC/OC families.⁴⁷⁻⁴⁹

In 2011, 8 GPVs in *RAD51D* were described in 911 BC/OC families, compared with 1 GPV identified in 1060 controls ($P < .05$).⁵⁰ Similar to the observation for *RAD51C*, the association was principally for OC, with 3 variants identified in 59 pedigrees with 3 or more patients with OC ($P < .05$).

The largest study of cancer risk in *RAD51C* and *RAD51D* heterozygotes collected information from 28 centers in 12 countries, identifying cases through *RAD51C* or *RAD51D* variant screening of individuals with multiple relatives diagnosed with BC/OC or women diagnosed with BC/OC unselected for cancer family history. This included data from 215 women with *RAD51C* GPVs from 125 families and 92 women with *RAD51D* GPVs from 60 families.² For *RAD51C* heterozygotes, a RR of OC was reported as 7.6 (95% CI: 5.6-10.2) ($P < .05$). For *RAD51D* heterozygotes, a similar RR of 7.6 (95% CI: 5.6-10.3) ($P < .05$) was observed.² For both genes, most risk was conferred after age 50 years with a cumulative lifetime risk (to age 80 years) of developing OC estimated to be 11% (95% CI: 6%-21%) for *RAD51C* heterozygotes and 13% (95% CI: 7%-23%) for *RAD51D* heterozygotes. For both genes, lifetime OC risk was shown to be modified by family history with a lifetime risk exceeding 30% for heterozygotes with 2 first-degree relatives diagnosed with OC.²

Unlike *RAD51C* and *RAD51D*, *BRIP1* was initially reported as a BC predisposition gene.⁵¹ However, GPVs in *BRIP1* are now firmly established to be associated with OC, rather than BC susceptibility.^{52,53} The association appears strongest for the HGSC subtype, although other histological subtypes have been reported. An international study of 3236 cases of OC calculated a RR for all epithelial OC of 11.2 (95% CI: 3.2-34.1) and for high-grade epithelial OC of 14.1 (95% CI: 4.0-45.0).⁴ The study authors reported an average age of OC diagnosis of 63.8 years ($n = 30$) compared with 58 years in nonheterozygotes ($P = .07$) and calculated a cumulative risk for *BRIP1* heterozygotes of epithelial OC by age 80 years to be 5.8% (95% CI: 3.6%-9.1%). However, this cumulative risk has been suggested to be an underestimate given the reported RR of 11, potentially due to the control group including unaffected high-risk women from a clinical screening trial of ovarian cancer (UKFOCSS) that had to be unaffected with OC to participate.

Data from a meta-analysis that pooled findings of 44 studies published before September 2019, including 200 *BRIP1* GPVs (71 distinct variants) identified in 22,494 cases, calculated a lower odds ratio (OR) of 4.9 for OC (95% CI: 4.1-6.0; $P < .05$).¹¹ However, a recent article from a single UK center demonstrated that GPVs in *BRIP1* are the most commonly detected finding in OC patients after GPV in *BRCA1/2*.⁶ They also calculate an OR for *BRIP1* heterozygotes of 8.7 (95% CI: 4.6-15.8) and suggest that lifetime OC risk is comparable to *RAD51C* and *RAD51D* heterozygotes at 7%-10%.

With respect to age of diagnosis of OC, there is good evidence that most OC risk for *RAD51C*, *RAD51D*, and *BRIP1* heterozygotes is conferred after age 50. Replicating the age of onset reported by other studies, a large study of heterozygotes identified through multigene panel testing, showed that in 855 *RAD51C*, 455 *RAD51D*, and 222 *BRIP1* heterozygotes, the median age at OC diagnosis was 62, 57,

and 65 years, respectively, with the majority (*RAD51C* 82.6% (119/144); *RAD51D* 77.5% (55/71); *BRIP1* 90.1% (200/222)), diagnosed after age 50.⁵⁴

Breast cancer

For many years, *RAD51C* was thought to be mainly an OC predisposition gene with only small BC series reported.⁵⁵ The RR was first estimated by Yang et al² to be 2.0 (95% CI: 1.4-2.9; $P < .05$), resulting in a cumulative risk of BC to 80 years of 21% (95% CI: 15%-29%). Similarly, for *RAD51D*, the RR was estimated to be 1.8 (95% CI: 1.2-2.7; $P < .05$), resulting in a cumulative risk of BC to 80 years of 20% (95% CI: 14%-28%). The authors showed how family history could influence risk; for example, the cumulative BC risk to age 80 for a woman with 2 affected heterozygous first-degree relatives would be 46% (95% CI: 36%-56%) for *RAD51C* and 44% (95% CI: 33%-55%) for *RAD51D*.

The association with BC was subsequently supported by data from 2 large case-control studies. The Breast Cancer Association Consortium (BCAC) study³ included 54 *RAD51C* heterozygotes in the cases (0.11%) and 26 in the controls (0.05%), generating an OR of 1.9 (95% CI: 1.2-3.1; $P < .05$). Similarly, 51 *RAD51D* heterozygotes were included in the cases (0.10%) and 25 in the controls (0.05%) generating an OR of 1.8 (95% CI: 1.1-2.9; $P < .05$). The CARRIERS consortium study included 41 *RAD51C* heterozygotes in the cases (0.13%) and 35 in the controls (0.11%), generating an OR of 1.2 (95% CI: 0.8-1.9; $P = .44$) and 26 *RAD51D* heterozygotes in the cases (0.08%) and 15 in the controls (0.04%), generating an OR of 1.7 (95% CI: 0.9-3.5; $P = .12$).⁵⁶

Although there was no evidence of an association with missense variants in either study, the possibility remains that a small number of missense variants may be associated with increased BC risk. There were insufficient data to assess the contralateral BC risk.

A recent meta-analysis of both studies and data from the UK Biobank confirmed the magnitude of association and frequency of heterozygote cases to be low for *RAD51C* (OR = 1.5 (95% CI: 1.2-2.0), 1 in 913) and *RAD51D* (OR = 1.8 (95% CI: 1.2-2.4), 1 in 1079).⁵⁷

The BCAC study is the largest BC case-control study including *BRIP1* heterozygotes, including 86 heterozygotes in the BC cases (0.18%) and 75 in the controls (0.14%) and generating an OR of 1.1 (95% CI: 0.8-1.5; $P = .54$) and thus not supporting an association with breast cancer.³

Contralateral BC

Limited data showed no elevated risk of contralateral BC in women harboring a *RAD51C* or *RAD51D* protein-truncating variant. However, the confidence intervals were wide because of modest case counts and the hazard ratio >1 for both genes.⁵⁸ The same study examined breast cancer-specific survival and found no evidence of association with *RAD51C* or *RAD51D* protein-truncating variants.⁵⁸

Other cancer risks: *RAD51C*, *RAD51D*, and *BRIP1*

Compared with the risks established for OC and BC, the data for other possible cancer associations for *RAD51C*, *RAD51D*, and *BRIP1* are currently limited to suggestive early findings. The available information comes mostly from large case-only series in which GPVs in a range of different genes have been found but it is currently not possible to determine if the associations are causative or to estimate the degree of any risk. Given the role that these genes play in the HR pathway, a number of studies have focused on cancers known to be associated with GPVs in other HR genes, such as *BRCA1*, *BRCA2*, or *PALB2*. An example is pancreatic cancer, in which several case series have documented GPV in each of the 3 genes.⁵⁹⁻⁶³ Even in the larger series,⁵⁹ this amounts to a small number of individual variants and without control data, is difficult to interpret.

Similar studies have documented GPVs in individuals with prostate cancer^{64,65} and colorectal cancer (CRC).^{66,67} Some studies have also suggested treatment responses in individuals with GPVs for both these cancers^{68,69} and rarely other cancers, such as small cell lung cancer, in which there are no data suggestive of associated cancer risk.⁷⁰

There are equally data that suggest a need for continuing caution; studies that have examined the Finnish founder variants in *RAD51D* (c.576+1G>A) and *RAD51C* (c.837+1G>A and c.93del) in Finnish cancer cohorts have found these in BC and OC cases but not individuals with CRC or prostate cancer.^{71,72} Given the relative rarity of GPVs in these genes, it is likely that collaborative efforts to bring together information from known families segregating GPVs to perform pedigree-based analyses will be needed to address the question of the broader cancer spectrum.

With respect to cancer risks

- ACMG recognizes a clinically actionable risk association for OC predisposition for *RAD51C*, *RAD51D*, and *BRIP1* heterozygotes.
- ACMG recognizes an association for BC predisposition in *RAD51C* and *RAD51D* heterozygotes with specific clinical actionability dependent on additional factors.
- ACMG considers that there is insufficient evidence to support a clear association for other cancers.

Individuals with biallelic pathogenic variants (Fanconi anemia)

GPVs in both the *RAD51C* (FA-O) and the *BRIP1* (FA-J/*BACH1*) genes in the homozygous or compound heterozygous state are a very rare cause of Fanconi anemia, a childhood-onset condition associated with bone marrow failure, physical abnormalities, organ defects, and an increased risk of certain cancers.⁷³ FA-O/*RAD51C* accounts for $<1\%$ of cases, whereas FA-J/*BRIP1* accounts for $\sim 2\%$ of cases.^{5,74} Of note, *RAD51D* is not currently known to

predispose to any autosomal recessive condition, including but not limited to, Fanconi anemia.

The detection of germline *RAD51C* or *BRIP1* GPVs in a child with Fanconi anemia and/or childhood cancer offers an opportunity for cascade testing to determine whether other adult family members are at risk (discussed further in the counseling section below).

Personalized risk estimation

For “moderate-risk” genes for which the best estimates of the average risks associated with a pathogenic variant fall close to various thresholds of clinical actionability, it is possible for the modifying effect of other personal, genomic, or familial risk factors to make an important difference to the final risk assessment and risk management advice. Although models are available that aim to further personalize OC and BC risk assessments in individuals heterozygous for a GPV in *RAD51C*, *RAD51D*, and *BRIP1* by incorporating additional information, in clinical practice, this remains a complicated area.

One source of additional variation comes from the background polygenic risk, made up of the cumulative minor effects from large numbers of common genomic variants, measured as a polygenic risk score (PRS). PRSs have been developed that describe an important part of the distribution of risk for BC⁷⁵ and OC,⁷⁶ both in the general population and in individuals with a GPV in a cancer predisposition gene.⁷⁷ The clinical utility of cancer PRS remains a matter of considerable discussion,⁷⁸ not least because of the lack of ancestral diversity present in the genome-wide association studies that underlie the development of the PRS resulting in reduced performance in diverse populations.⁷⁹ For some moderate BC risk genes, such as *CHEK2*, for which GPVs are more frequent, it has been possible to generate integrated risk models from data that combine contributions from polygenic risk data, the known epidemiological risk factors, and family history and validate these in large groups of individuals with GPVs⁸⁰; however, this process remains at an early stage in relation to *RAD51C*, *RAD51D*, and *BRIP1* and for OC risk in comparison with BC.

The underlying assumption of integrated risk models that all contributing risk factors combine in an independent multiplicative manner to determine an individual’s risk, is supported by the data that are available: Pearce et al⁸¹ confirmed this as the best fit for a model of OC risk that included known environmental risk factors and an early form of the OC PRS, whereas Yang et al² observed the expected modification of the OC and BC risks associated with GPV in *RAD51C* and *RAD51D* by family history (as described above). In contrast, there are currently no direct data examining the modifying effect of polygenic risk for individuals with GPVs in these genes. A comprehensive model, BOADICEA (implemented in CanRisk)^{82,83} is available that synthesizes all of this information (pathogenic variants, personal risk factors, BC and OC polygenic risk,

and family history of OC and BC). However, as the authors note, for genes such as *RAD51C* and *RAD51D*, for which GPVs are relatively rare, no sufficiently large data set containing all the model features was available to determine risks directly, and notably, *BRIP1* GPVs are not currently included. The full model has been validated in large prospective cohorts for BC⁸⁴ and OC,⁸⁵ but inevitably, despite the scale of these studies, only a very small group of *RAD51C* or *RAD51D* heterozygotes were included. A number of clinical trials are currently examining the use of a full personalized model, including polygenic risk, for risk prediction in individuals undergoing genetic testing for BC and OC predisposition genes,⁸⁶ but outside a research context, the limited data mean that, for *RAD51C*, *RAD51D*, and *BRIP1*, risk personalization in clinical practice remains restricted to the incorporation of information on family history and personal risk factors.

With respect to risk assessment

- ACMG encourages the use of personalized cancer risk estimates (eg, consideration of family history and/or use of tools such as CanRisk where available) for OC because this may influence clinical actionability in *RAD51C*, *RAD51D*, and *BRIP1* heterozygotes.
- ACMG encourages the use of personalized cancer risk estimates (eg, consideration of family history and/or use of tools such as CanRisk where available) for BC because this may influence clinical actionability in *RAD51C* and *RAD51D* heterozygotes.
- ACMG considers that although PRS can support personalized risk assessment, knowledge of the clinical utility of PRS continues to accumulate, and at this time, use of PRS to influence clinical management should be limited to clinical trials.

Pathology

Ovarian cancer

OC includes several distinct histotypes, each representing a different disease entity with distinct biology and specific clinical management strategies.⁸⁷ Therefore, each histotype should be considered separately when examining associations with predisposing germline variants.

Large population-based studies reporting on OC histotypes have shown that approximately 1.2% of HGSC and endometrioid carcinoma (EC), as well as 0.8% of low-grade serous carcinoma (LGSC) of the ovary harbor GPVs in *BRIP1*.^{4,9,88} In contrast, no such variants were identified in mucinous ovarian carcinoma (MUC) or clear cell carcinoma (CCC) of the ovary, although the number of cases was small in these studies. Based on 2 large population-based studies, approximately 0.4% to 0.5% of HGSC, EC, CCC, and 0.35% of LGSC harbor GPVs in *RAD51C*.^{18,88} No such variants were identified in MUC. Data from the same studies showed GPVs in *RAD51D* in 0.5% HGSC and 0.9% EC, whereas no such variants were identified in CCC, LGS,

and MUC cases. Results from tumor-normal sequencing have shown biallelic inactivation and loss of heterozygosity in OC harboring GPVs in *BRIP1*, *RAD51C*, and *RAD51D*, with a prominence in HGSC when compared with other histotypes.^{21,89,90} Interestingly, a recent study observed an enrichment in mutational signatures related to homologous repair deficiency (HRD) in tumors associated with GPVs in *RAD51C* and *RAD51D* compared with *BRIP1*.⁸⁹ Given the above, GPVs in *BRIP1*, *RAD51D*, and *RAD51C* are more likely to be associated with the development of HGSC, compared with other subtypes of OC.

Breast cancer

BC is a heterogenous disease, with each subtype exhibiting unique biology, prognosis, and clinical management strategies. Although it is generally accepted that if very large studies are conducted, *RAD51C* and *RAD51D* emerge as BC susceptibility genes,^{3,56} in contrast, whether or not GPVs in *BRIP1* are associated with BC has been questioned for some years.⁹¹ For *BRIP1*, reported associations have been restricted to high-grade triple-negative BC (TNBC)⁹²; however, very large population-based case-control studies found no association with BC risk overall.^{3,56} It is important to note that even in TNBC, GPVs in these genes are rare (0.3%-0.5% for all 3 genes).⁹³⁻⁹⁵ TNBC with GPVs in *RAD51C* and *RAD51D* typically show a high frequency of biallelic inactivation and functional HRD.⁹⁰ In contrast, estrogen receptor-positive BC shows a higher prevalence of HR proficiency and concomitant retained heterozygosity compared with ER-negative BC in the context of *RAD51D* and *RAD51C* GPVs.⁹⁰ Given the above, GPVs in *RAD51D* and *RAD51C* may not be associated with the tumorigenesis of ER-positive BC and *RAD51C* and *RAD51D* heterozygotes who develop BC are more likely to develop triple-negative BC, compared with other subtypes.

With respect to pathology,

- ACMG recognizes an association of GPVs in *BRIP1*, *RAD51D*, and *RAD51C* with high-grade serous ovarian cancer, compared with other subtypes of OC.
- ACMG recognizes an association of GPVs in *RAD51D* and *RAD51C* with triple-negative BC compared with other subtypes of BC.

Clinical management

Ovarian cancer

As moderate-risk GPVs, the strength of the evidence for recommendations for clinical management of *RAD51C*, *RAD51D*, and *BRIP1* heterozygotes vary, with most only pertaining to risk-reducing strategies.

There is a paucity of data to support surveillance for OC. Multiple studies have shown that OC surveillance has no proven benefit because it does not detect preclinical lesions

or lead to a significant effect on survival rate. Additionally, OC screening can lead to potential harms with overtesting and overtreatment due to false-positive results and associated financial toxicity to the individual and health care systems.⁹⁶⁻⁹⁹ At present, there is no evidence to recommend any surveillance strategy for OC in *RAD51C*, *RAD51D*, and *BRIP1* heterozygotes.¹⁵ Individuals should undergo routine gynecologic care in accordance with recommendations by age and other health risks. At-risk individuals should be advised on symptoms of OC, such as bloating, early satiety, pelvic pain or pressure, or unexplained weight loss, and encouraged to seek prompt clinical advice.

With regard to risk-reducing surgery, many professional groups recommend risk-reducing salpingo-oophorectomy (RRSO) when the risk of OC is above the range of 3%-5%.^{15,100,101} The National Comprehensive Cancer Network (NCCN) estimates a 10%-15% absolute risk of OC in *RAD51C* and *RAD51D* heterozygotes and 5%-15% in *BRIP1* heterozygotes. As discussed above, the median age of OC in women with GPV in *RAD51C* (age 62), *RAD51D* (age 57), and *BRIP1* (age 65) is comparable to the general population (age 63), supporting the consideration to delay RRSO until age 50.⁵⁴ Oophorectomy before menopause results in a hypoestrogenic state leading to symptoms of menopause, including hot flashes and sleep disturbances, as well as decreased bone density and cardiovascular disease. These effects can be minimized in the premenopausal population with hormone replacement therapy in appropriately selected individuals.¹⁰² However, at the age of 50 and above, this risk is reduced, and individuals should be offered surgery with minimal concern for risks associated with early menopause.¹⁰³ Family history of OC, menopausal symptoms, and shared decision making may influence individualized risk assessment of RRSO in women under the age of 50.¹⁵ Several studies have shown that opportunistic salpingectomy alone can reduce the risk of future development of OC. These studies included women who underwent salpingectomy or tubal ligation for the purpose of sterilization and included all comers in terms of risk for developing OC.¹⁰⁴ Researchers are currently investigating whether risk-reducing salpingectomy with delayed oophorectomy in premenopausal individuals with inherited predisposition to OC, including *RAD51C*, *RAD51D*, and *BRIP1* heterozygotes, is safe. Results from these studies will not be available for a decade. The data may indicate an additional management option for premenopausal women wishing to reduce their risk before completion of an oophorectomy at age 50.^{105,106}

Surgical risk reduction with RRSO should be performed in conjunction with the Sectioning and Extensively Examining the Fimbria (SEE-FIM) protocol¹⁰⁷ for pathologic analysis of the specimen in accordance with NCCN guidelines to optimize detection of occult serous carcinoma of the adnexa. This more extensive pathologic analysis, coupled with a thorough surgical exploration, can identify even occult cancerous lesions.^{108,109} The risk of occult cancer at the time of RRSO for women with

GPV in *BRCA1* and *BRCA2* is well reported in the literature; however, a small series of women with GPV in *RAD51C*, *RAD51D*, and *BRIP1* who underwent RRSO found no occult cancers and one serous tubal intraepithelial carcinoma lesion in a woman with a *BRIP1* GPV to date, reflecting the age dependent risk for the moderate compared with high-risk genes.¹¹⁰

ACMG advises

- *OC surveillance is not recommended for clinical management of RAD51C, RAD51D, and BRIP1 heterozygotes.*
- *Female RAD51C, RAD51D, and BRIP1 heterozygotes should be offered RRSO around age 50. Consideration of RRSO under 50 years is based on individualized risk assessment, including assessment of medical and family history, menopausal symptoms, and shared decision making.*

Breast cancer

Recommended BC surveillance for females with GPVs in *RAD51C* and *RAD51D* varies across countries. Most *RAD51C* and *RAD51D* heterozygotes will meet the criteria for enhanced breast surveillance above population-based surveillance, and some will meet the criteria for breast MRI, based on country-specific guidelines/criteria. Although outcomes of breast surveillance in *RAD51C* and *RAD51D* heterozygotes have not been specifically studied, as noted in the pathology section, *RAD51C* and *RAD51D* heterozygotes who develop BC are more likely to develop TNBC, compared with other subtypes. Given the lower sensitivity and higher frequency of interval cancers with respect to TNBC,¹¹¹⁻¹¹³ breast MRI should be considered where appropriate.

The NCCN guidelines recommend an annual mammogram with consideration for MRI beginning at age 40.⁹⁶ In the United Kingdom, screening and surveillance incorporates family history risk; individuals with lifetime risk less than 40% typically initiate an annual mammography at age 40 and those with a risk assessment suggesting a lifetime risk >40% and specified 10-year risks, are eligible for an MRI.¹⁵

Modifying factors are important for determining BC risk for individuals with *RAD51C* and *RAD51D* GPV. Risk assessment models, such as CanRisk, incorporate several risk factors, including molecular genetic test results, including *RAD51C* and *RAD51D* GPV and PRS, personal and family history, hormonal and lifestyle risk factors, and breast density.⁸² Note that CanRisk currently incorporates BC risks associated with truncating variants into the risk assessment⁸² and thus may overestimate risks for missense variants. The model-calculated based risk, along with country-specific guidelines, may then be used to determine recommendations for BC screening.

Guidelines across multiple countries, including the United States and Europe, all indicate insufficient evidence to routinely recommend risk-reducing mastectomy in female *RAD51C* and *RAD51D* heterozygotes unaffected with breast

cancer. For those with high risk based on individualized BC estimates, as determined by risk calculation tools such as CanRisk, discussion of risk-reducing mastectomy should be part of a shared decision-making process and include a thorough discussion of surgical options and risks.

Although risks for contralateral BCs are not reported to be increased,^{58,114,115} individuals with GPV in *RAD51C* and *RAD51D* with a personal history of BC and remaining at-risk breast tissue may be offered individualized surveillance. In general, the data on *RAD51C* and *RAD51D*-related BC risk does not support routine consideration of risk-reducing mastectomy; however, the decision for a *RAD51C* and *RAD51D* heterozygote to undergo bilateral mastectomy at the time of diagnosis of unilateral BC should be a shared decision-making process based on individual estimated risk and BC characteristics (ie, age, tumor size, stage, grade, receptor status, laterality, and family history) and the competing risks of their current cancer diagnosis.

Given that there are no established data confirming increased BC risk among females with a *BRIP1* GPV, BC surveillance should be based on family history.

For RAD51C and RAD51D GPV, ACMG advises

- *BC surveillance recommendations should be based on an individualized risk assessment using a model such as CanRisk. Most RAD51C and RAD51D heterozygotes will meet the criteria for enhanced breast surveillance above population-based surveillance, and some will meet the criteria for breast MRI, based on country-specific guidelines/criteria.*
- *Female RAD51C and RAD51D heterozygotes do not usually meet the risk threshold to offer bilateral risk-reducing mastectomy; thus, they should not be offered routinely but may be considered based on an individualized risk assessment using a model such as CanRisk and shared medical decision making.*
- *For females affected with BC, contralateral risk-reducing mastectomy should not be routinely offered but may be considered based on an individualized risk assessment using a model such as CanRisk and shared medical decision making.*

For BRIP1 GPV, ACMG advises

- *BC surveillance recommendations should be based on family and personal risk factors.*

Therapeutic implications

Our literature review did not identify any studies directly exploring therapeutic implications in *BRIP1*, *RAD51C*, and *RAD51D* heterozygotes. Presently, there are no therapeutic implications for individuals with a *BRIP1*, *RAD51C*, or *RAD51D* GPV across all cancer subtypes. Most studies recruited participants based on homologous recombination repair (HRR) genes whereas *BRIP1*, *RAD51C*, and

RAD51D heterozygotes accounted for either single or a limited number of cases, making it difficult for any inference on therapeutic benefit to be made.

In the exploratory subgroup analysis of the PAOLA-1 study for OC,¹¹⁶ patients with HRD-negative testing on MyChoice HRD plus assay does not appear to derive a progression-free survival benefit with maintenance olaparib and bevacizumab. Genes of interest included *BLM*, *BRIP1*, *RAD51C*, *PALB2*, and *RAD51D*, which are either directly or indirectly involved in the HRR pathway. One postulation was that there may be HR mechanisms not picked up in the current HRD testing assays, such as *RAD51C* hypermethylation that have been reported to be associated with poly (ADP-ribose) polymerase (PARP) inhibitor response.¹¹⁷ In addition, findings may be confounded by small numbers in the context of modest effect size. Such epigenetic changes may be more easily reversed with ongoing PARP inhibitor treatment, resulting in resistance with subsequent treatment due to reversion of hypermethylation.¹¹⁸ Nonetheless, the number of non-*BRCA1/2* genes in the PAOLA-1 analysis was small, which may limit the precise nature of analyzing their sensitivity. Prospective research of genes that include *BRIP1*, *RAD51C*, or *RAD51D* with high GIS (genomic instability score) are needed to evaluate their response to PARP inhibitors.

There is an ongoing European study, the RADIOLA trial, exploring olaparib sensitivity in patients with unresectable locally advanced/metastatic HER2-negative BC with any of *BRCA1*, *BRCA2*, *PALB2*, *RAD51C*, or *RAD51D* GPV or functional HRD, defined by *RAD51*-low score ($\leq 10\%$).¹¹⁹

- ACMG acknowledges that at this time, there is insufficient evidence for *RAD51C*, *RAD51D*, or *BRIP1* status to guide any specific targeted treatment.

Outcomes

Data on outcomes, survival, and mortality are limited because GPVs in *BRIP1*, *RAD51C*, and *RAD51D* are included in studies far less frequently than GPVs in *BRCA1*, *BRCA2*, *PALB2*, *CHEK2*, and *ATM*.⁶⁸ A number of small studies have suggested potentially poorer overall outcomes for *BRIP1* and *RAD51D* heterozygotes.^{21,58,120,121} However, some studies suggest that *RAD51C* and *RAD51D* heterozygotes may have better outcomes. In general, genes associated with HR repair are associated with more favorable outcomes in individuals with OC.^{89,122,123} However, in the studies undertaken to date, individuals with GPV in genes associated with HR were grouped together and comprised very small numbers of individuals with GPV in *BRIP1*, *RAD51C*, and *RAD51D*. Therefore, although the findings from these studies are important, there are limitations due to the lack of gene-specific data and small numbers. Larger multicenter studies on outcomes for individuals with *BRIP1*, *RAD51C*, and *RAD51D* GPVs are needed to draw any firm conclusions.

Genetic counseling

At this time, *BRIP1*, *RAD51C*, and *RAD51D* are not included on the ACMG Secondary Findings list for reporting after exome or genome sequencing.¹²⁴ Therefore, individuals who have a heterozygous GPV in *BRIP1*, *RAD51C*, or *RAD51D* are most typically identified after targeted or multigene panel testing performed because of a personal cancer diagnosis of an associated cancer, personal diagnosis of unrelated cancers, or family history of cancer.

There are challenges in counseling *BRIP1*, *RAD51C*, or *RAD51D* heterozygotes, including (1) evolving estimates of absolute risk for individuals and (2) minimal evidence on the impact of surveillance and management recommendations for heterozygotes. It is highly recommended that heterozygotes seek consultation with a health care professional with expertise and experience in cancer genetics who is familiar with the above challenges and who will be able to provide guidance should recommendations change in the future.

For genes associated with high-penetrance for cancer risk, such as *TP53* or *BRCA1*, confirmation that an individual has not inherited a familial variant is considered a “true negative” result that reduces cancer risks close to the population level. However, predictive testing is more complex for *BRIP1*, *RAD51C*, or *RAD51D* GPV than for high-penetrance genes because a “negative result” may not return an associated cancer risk to the population level. In this scenario, an individual risk calculation, particularly for BC, should be performed for these individuals with surveillance recommendations based on the remaining residual risk. Genetic counseling is recommended before and after testing for a familial GPV so that appropriate clinical management can be advised in the absence or presence of a negative result. See Figures 1-4 for examples of genetic counseling and management issues in pedigrees that harbor a *RAD51C*, *RAD51D*, or *BRIP1* germline variant.

Predictive genetic testing for a familial *BRIP1*, *RAD51C*, or *RAD51D* pathogenic variant is not routinely recommended in childhood because the known risks are adult onset.

The detection of germline *RAD51C* or *BRIP1* GPVs in a child with Fanconi anemia and/or childhood cancer offers an opportunity for cascade testing to determine whether other adult family members are at risk. Conversely, although genetic counseling of individuals with a *RAD51C* or *BRIP1* GPV may include a discussion of biallelic inheritance (and implications to family planning with consideration of partner testing before achieving pregnancy), in reality, outside of countries (or populations) with a founder variant, this risk is very small. Specifically, the *RAD51C* carrier frequency is estimated to be 1 in 1600 (0.06%), with the probability of a liveborn offspring with Fanconi anemia of 1 in 6400, whereas *BRIP1* carrier frequency is estimated to be 1 in 500 (0.2%), with the probability of a liveborn offspring with Fanconi anemia of 1 in 2000.^{56,125} Funding for partner testing varies across

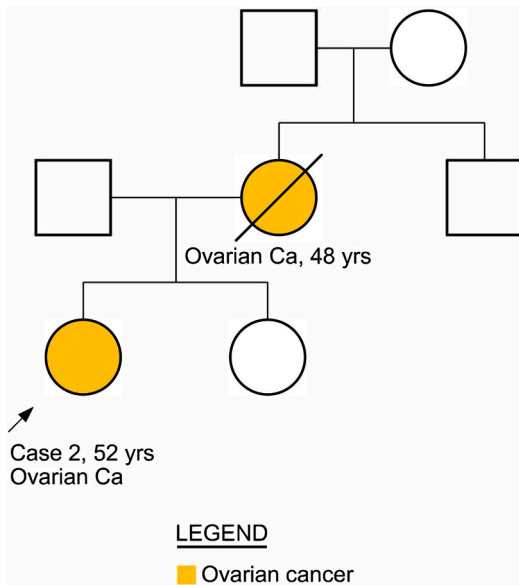


Figure 2 Proband with personal and family history of ovarian cancer and *BRIP1* germline pathogenic variant. A 52-year-old woman was diagnosed with a high-grade serous ovarian cancer and had standard of care germline testing of a panel of ovarian cancer predisposition genes, which identified a pathogenic variant in *BRIP1*.

Discussion points are as follows:

- Genetic testing in her mother who was diagnosed with high-grade serous ovarian cancer at age 48 included only *BRCA1* and *BRCA2* genes at the time of her diagnosis, rather than a wider ovarian cancer predisposition panel. In cases in which genetic testing has previously been undertaken for a personal and family history of ovarian cancer, it is important to understand what the genetic test included, given that the association of *RAD51C*, *RAD51D*, and *BRIP1* with ovarian cancer is only more recently described. *BRIP1* is reported to be the most detected finding in patients with ovarian cancer after GPV in *BRCA1* and *BRCA2*.
- The identification of a *BRIP1* GPV will not alter clinical management.
- Predictive genetic testing can be offered to relatives.
- Breast cancer surveillance should be offered according to population screening programs and is not altered by the finding of the *BRIP1* GPV.

RAD51C, and *RAD51D* variant to guide future surveillance.

- For *BRIP1* and *RAD51C*, genetic counseling should include a discussion of biallelic inheritance, and partner testing may be offered for couples who are pregnant or planning a pregnancy according to country-specific guidelines.

Research gaps in clinical areas of need

There remains a paucity of data for cancer risk and clinical outcomes for *BRIP1*, *RAD51C*, and *RAD51D* heterozygotes

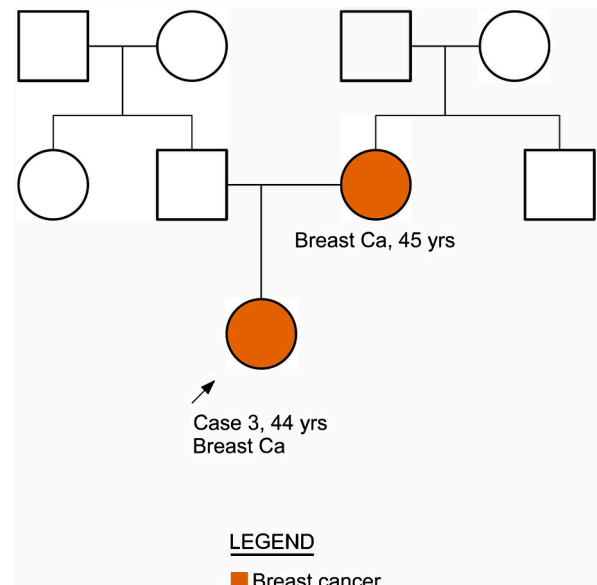


Figure 3 Proband with personal history of breast cancer and likely unrelated *BRIP1* germline pathogenic variant. A 44-year-old woman diagnosed with ER-positive breast cancer and a family history of early-onset breast cancer in her mother was tested through a commercial laboratory who identified a pathogenic variant in *BRIP1*. Subsequent cascade testing confirmed that this was paternally inherited, ie, from the side of the family without a history of breast cancer.

Discussion points are as follows:

- *BRIP1* GPVs are not strongly associated with breast cancer. It is likely that the breast cancer in this patient is not linked to the presence of *BRIP1*.
- Predictive genetic testing can be offered to other family members, eg, sister, to help determine the management of future ovarian cancer risk, but advice on future breast cancer surveillance should be based on the family history of breast cancer.
- Genetic counseling should include discussion of biallelic inheritance and partner testing may be offered for couples who are pregnant or planning a pregnancy according to country-specific guidelines.

compared with higher risk cancer predisposition genes, such as *BRCA1* and *BRCA2*. Furthermore, published data would benefit from a greater understanding of heterozygotes across different populations, geographically matched control populations, and a clearer understanding of risk associated with rare missense variants and the impact of risk-modifying factors.

Although data from large case-control analyses have helped refine cancer risks for BC, and these risks are incorporated into the CanRisk model allowing personalized BC risk estimation for truncating variants in *RAD51C* and *RAD51D*, a greater understanding of genotype-phenotype correlation with *RAD51C*, *RAD51D*, and *BRIP1*, as well as risk models and calculators validated across diverse populations are needed. With regard to management, a greater understanding of contralateral BC risk for *RAD51C*,

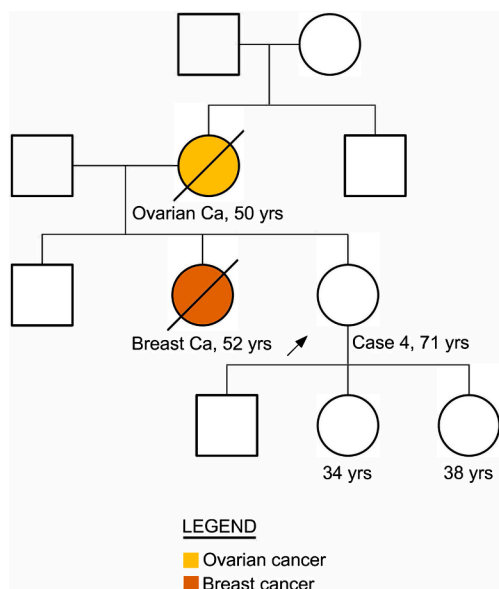


Figure 4 Consideration of risk-reducing salpingo-oophorectomy in a family with a germline pathogenic variant in *RAD51C*. A 71-year-old woman unaffected with cancer underwent genetic testing because of her family history of breast and ovarian cancer and was identified to have a pathogenic variant in *RAD51C*. Her daughters are seeking predictive genetic testing to manage their future cancer risk.

Discussion points are as follows:

- Predictive genetic testing can be offered to her daughters to evaluate if they have inherited the *RAD51C* pathogenic variant.
- If her daughters have inherited *RAD51C*, then risk-reducing salpingo-oophorectomy should be discussed, but because both are in their 40s, this would not typically be offered under the age of 50 years. However, individualized assessment, discussion of menopausal symptoms, and competing medical problems should be utilized in a shared decision-making approach if earlier risk-reducing salpingo-oophorectomy is considered.
- Breast cancer surveillance recommendations should be based on an individualized risk assessment using a model such as CanRisk according to country-specific guidelines.

RAD51D, and surveillance outcomes are required to improve current recommendations. Efforts are currently underway to consolidate research efforts globally through international consortiums to ensure best evidence-based management approaches.

Similarly, there are ongoing discussions about the appropriateness and timing of risk-reducing surgery, with the safety of OC risk reduction after early salpingectomy with delayed oophorectomy still to be established for women at an increased familial risk including *RAD51C*, *RAD51D*, and *BRIP1* heterozygotes. Prospective databases will aid in assessing the efficacy of surveillance and risk-reducing surgery.

Efforts can also be directed at histopathological and molecular characterization of *RAD51C*, *RAD51D*, and *BRIP1*

OC, given the heterogeneous nature of OC and the correlation with clinical outcomes. The role of chemoprevention also needs to be studied because OC tends to be detected when there is metastatic disease and treated with palliative intent.

ACMG acknowledges that research is required to address

- *Need for development of risk models and calculators validated across diverse populations to improve risk assessment tools.*
- *Need for prospectively collected clinical data from *RAD51C*, *RAD51D*, and *BRIP1* heterozygotes to*
 - *Refine and improve cancer risk estimates.*
 - *Establish clear metrics on surveillance and treatment outcomes and survival.*
 - *Evaluate *RAD51C*, *RAD51D*, and *BRIP1*-specific response to established and novel therapies.*
 - *Collection of information on specific tumor (sub) type from *RAD51C*, *RAD51D*, and *BRIP1* heterozygotes affected by OC or BC to establish clear metrics for genotype-phenotype association.*

Conclusion

The statements made in this Clinical Practice Resource are based on expert opinion using a comprehensive literature ascertainment approach. As for other moderate-risk genes, cancer risks for *RAD51C*, *RAD51D*, and *BRIP1* are influenced by other factors, including family history, other genetic background, and reproductive and lifestyle factors. Personalized rather than generalized advice on appropriate cancer risk management is required to offer the most appropriate medical management.

Further studies are needed to fully define cancer risk in *RAD51C*, *RAD51D*, and *BRIP1* heterozygotes, as well as the effectiveness of early detection and risk-reducing interventions and explore targeted treatments.

Given the rarity of GPVs in these genes, health care professionals are encouraged to contribute follow-up data to long-term studies, thereby facilitating the generation of prospective cancer risk estimates and the evaluation of prevention measures.

Acknowledgments

The authors thank Sandor Roberts for his expert logistical assistance.

Conflict of Interest

Funding and support listed here did not support development of this document unless included in the acknowledgments section. All workgroup members receive salary for

providing clinical services that may be relevant to the content of this document in either the laboratory or patient care setting at their listed affiliations. The following workgroup members have additional conflicts of interest: J.N. (AstraZeneca [research and education grants], Nalagenetics, Nanopore, and Pacbio [research funding]); M.T. (National Institute for Health, Care Research Cambridge Biomedical Research Centre [research funding]); T.P. (National Cancer Institute, Komen Foundation, Breast Cancer Research Foundation [research funding]); D.R.S. (Intramural Research Program of the Division of Cancer Epidemiology and Genetics of the National Cancer Institute, Genome Medical, Inc [contract clinical telehealth services]); H.H. (Cancer Research CRUK Catalyst Award, CanGene-CanVar, the National Institute for Health and Care Research Exeter Biomedical Research Centre [research funding] and AstraZeneca [advisory board]). All other authors declare no conflicts of interest.

Additional Information

The online version of this article (<https://doi.org/10.1016/j.gim.2025.101557>) contains supplemental material, which is available to authorized users.

Affiliations

¹Genomic Medicine, Lee Kong Chian School of Medicine, Nanyang Technological University, Singapore; ²Cancer Genetics Service, Division of Medical Oncology, National Cancer Centre Singapore, Singapore; ³Department of Medicine, College of Medicine-Tucson, University of Arizona, Tucson, AZ; ⁴Hereditary Cancer Genetics Group, Vall d'Hebron Institute of Oncology (VHIO), Barcelona, Spain; ⁵Medical Oncology Department, Hospital Universitari Vall d'Hebron, Vall d'Hebron Hospital Campus, Barcelona, Spain; ⁶Department of Obstetrics and Gynecology, Geisel School of Medicine, Dartmouth-Hitchcock Health, Lebanon, NH; ⁷Institute of Pathology, University Hospital Heidelberg, Heidelberg, Germany; ⁸Departments of Human Genetics, Oncology and Medicine, McGill University, Montréal, Québec, Canada; ⁹Sir Peter MacCallum Department of Oncology, The University of Melbourne, Melbourne, Victoria, Australia; ¹⁰Parkville Familial Cancer Centre, Peter MacCallum Cancer Centre and the Royal Melbourne Hospital, Melbourne, Victoria, Australia; ¹¹Division of Gynecologic Oncology, Helen F. Graham Cancer Center, ChristianaCare Health System, Newark, DE; ¹²Division of Reproductive and Medical Genetics, Department of Obstetrics & Gynecology and Women's Health, Montefiore Medical Center/Albert Einstein College of Medicine, Bronx, NY; ¹³National Institutes of Health Library, Office of Research Services, OD, NIH, Bethesda, MD; ¹⁴University of California San Francisco Health Center for Clinical

Genetics and Genomics, San Francisco, CA; ¹⁵Providence Genetic Risk Clinic, Providence Cancer Institute, Portland, OR; ¹⁶Departments of Obstetrics and Gynecology and Clinical Genomics, Mayo Clinic, Rochester, MN; ¹⁷Department of Medical Genetics, National Institute for Health Research Cambridge Biomedical Research Centre, University of Cambridge, Cambridge, UK; ¹⁸Department of Medicine, Vanderbilt University Medical Center/Vanderbilt-Ingram Cancer Center, Nashville, TN; ¹⁹Clinical Genetics Branch, Division of Cancer Epidemiology and Genetics, National Cancer Institute, Rockville, MD; ²⁰Peninsula Clinical Genetics, Royal Devon University Healthcare NHS Foundation Trust, Exeter, UK; ²¹Department of Clinical and Biomedical Sciences, University of Exeter Medical School, Exeter, UK; ²²American College of Medical Genetics and Genomics, Bethesda, MD

References

- Toh M, Ngeow J. Homologous recombination deficiency: cancer predispositions and treatment implications. *Oncologist*. 2021;26(9):e1526-e1537. <http://doi.org/10.1002/onco.13829>
- Yang X, Song H, Leslie G, et al. Ovarian and breast cancer risks associated with pathogenic variants in RAD51C and RAD51D. *J Natl Cancer Inst*. 2020;112(12):1242-1250. <http://doi.org/10.1093/jnci/djaa030>
- Breast Cancer Association Consortium, Dorling L, Carvalho S, et al. Breast cancer risk genes - association analysis in more than 113,000 women. *N Engl J Med*. 2021;384(5):428-439. <http://doi.org/10.1056/NEJMoa1913948>
- Ramus SJ, Song H, Dicks E, et al. Germline mutations in the BRIP1, BARD1, PALB2, and NBN genes in women with ovarian cancer. *J Natl Cancer Inst*. 2015;107(11):djv214. <http://doi.org/10.1093/jnci/djv214>
- Mehta PA, Ebens C. Fanconi anemia. In: Adam MP, Feldman J, Mirzaa GM, et al., eds. *GeneReviews*. University of Washington; 2002. Accessed September 15, 2025. <https://www.ncbi.nlm.nih.gov/books/NBK1401/>
- Morgan RD, Burghel GJ, Flaum N, et al. Extended panel testing in ovarian cancer reveals BRIP1 as the third most important predisposition gene. *Genet Med*. 2024;26(10):101230. <http://doi.org/10.1016/j.gim.2024.101230>
- Webb PM, Jordan SJ. Global epidemiology of epithelial ovarian cancer. *Nat Rev Clin Oncol*. 2024;21(5):389-400. <http://doi.org/10.1038/s41571-024-00881-3>
- Stratton JF, Pharoah P, Smith SK, Easton D, Ponder BA. A systematic review and meta-analysis of family history and risk of ovarian cancer. *Br J Obstet Gynaecol*. 1998;105(5):493-499. <http://doi.org/10.1111/j.1471-0528.1998.tb10148.x>
- Walsh T, Casadei S, Lee MK, et al. Mutations in 12 genes for inherited ovarian, fallopian tube, and peritoneal carcinoma identified by massively parallel sequencing. *Proc Natl Acad Sci U S A*. 2011;108(44):18032-18037. <http://doi.org/10.1073/pnas.1115052108>
- Konstantinopoulos PA, Ceccaldi R, Shapiro GI, D'Andrea AD. Homologous recombination deficiency: exploiting the fundamental vulnerability of ovarian cancer. *Cancer Discov*. 2015;5(11):1137-1154. <http://doi.org/10.1158/2159-8290.CD-15-0714>
- Suszynska M, Ratajska M, Kozlowski P. BRIP1, RAD51C, and RAD51D mutations are associated with high susceptibility to ovarian cancer: mutation prevalence and precise risk estimates based on a pooled analysis of ~30,000 cases. *J Ovarian Res*. 2020;13(1):50. <http://doi.org/10.1186/s13048-020-00654-3>

12. Rowley SM, Mascarenhas L, Devereux L, et al. Population-based genetic testing of asymptomatic women for breast and ovarian cancer susceptibility. *Genet Med.* 2019;21(4):913-922. <http://doi.org/10.1038/s41436-018-0277-0>
13. Hanson H, Astiazaran-Symonds E, Amendola LM, et al. Management of individuals with germline pathogenic/likely pathogenic variants in CHEK2: A clinical practice resource of the American College of Medical Genetics and Genomics (ACMG). *Genet Med.* 2023;25(10):100870. <http://doi.org/10.1016/j.gim.2023.100870>
14. Pal T, Schon KR, Astiazaran-Symonds E, et al. Management of individuals with heterozygous germline pathogenic variants in ATM: A clinical practice resource of the American College of Medical Genetics and Genomics (ACMG). *Genet Med.* 2025;27(1):101243. <http://doi.org/10.1016/j.gim.2024.101243>
15. Hanson H, Kulkarni A, Loong L, et al. UK consensus recommendations for clinical management of cancer risk for women with germline pathogenic variants in cancer predisposition genes: *RAD51C*, *RAD51D*, *BRIP1* and *PALB2*. *J Med Genet.* 2023;60(5):417-429. <http://doi.org/10.1136/jmg-2022-108898>
16. Ovarian cancer (epithelial) increased risk (excluding BRCA1 and BRCA2 genes) – risk management. Cancer Institute NSW. Accessed November 7, 2024. <https://www.eviq.org.au/cancer-genetics/adult/risk-management/3872-ovarian-cancer-epithelial-increased-risk-e#cancer-tumour-risk-management-guidelines>
17. Thompson ER, Boyle SE, Johnson J, et al. Analysis of *RAD51C* germline mutations in high-risk breast and ovarian cancer families and ovarian cancer patients. *Hum Mutat.* 2012;33(1):95-99. <http://doi.org/10.1002/humu.21625>
18. Song H, Dicks E, Ramus SJ, et al. Contribution of germline mutations in the *RAD51B*, *RAD51C*, and *RAD51D* genes to ovarian cancer in the population. *J Clin Oncol.* 2015;33(26):2901-2907. <http://doi.org/10.1200/JCO.2015.61.2408>
19. Janatova M, Soukupova J, Stribrna J, et al. Mutation analysis of the *RAD51C* and *RAD51D* genes in high-risk ovarian cancer patients and families from the Czech Republic. *PLoS One.* 2015;10(6):e0127711. <http://doi.org/10.1371/journal.pone.0127711>
20. Gutiérrez-Enríquez S, Bonache S, de Garibay GR, et al. About 1% of the breast and ovarian Spanish families testing negative for BRCA1 and BRCA2 are carriers of *RAD51D* pathogenic variants. *Int J Cancer.* 2014;134(9):2088-2097. <http://doi.org/10.1002/ijc.28540>
21. Rafnar T, Gudbjartsson DF, Sulem P, et al. Mutations in *BRIP1* confer high risk of ovarian cancer. *Nat Genet.* 2011;43(11):1104-1107. <http://doi.org/10.1038/ng.955>
22. Landrum MJ, Lee JM, Riley GR, et al. ClinVar: public archive of relationships among sequence variation and human phenotype. *Nucleic Acids Res.* 2014;42(database issue):D980-D985. <http://doi.org/10.1093/nar/gkt1113>
23. Suszynska M, Klonowska K, Jasinska AJ, Kozłowski P. Large-scale meta-analysis of mutations identified in panels of breast/ovarian cancer-related genes - Providing evidence of cancer predisposition genes. *Gynecol Oncol.* 2019;153(2):452-462. <http://doi.org/10.1016/j.ygyno.2019.01.027>
24. Boni J, Idani A, Roca C, et al. A decade of *RAD51C* and *RAD51D* germline variants in cancer. *Hum Mutat.* 2022;43(3):285-298. <http://doi.org/10.1002/humu.24319>
25. Prakash R, Rawal Y, Sullivan MR, et al. Homologous recombination-deficient mutation cluster in tumor suppressor *RAD51C* identified by comprehensive analysis of cancer variants. *Proc Natl Acad Sci U S A.* 2022;119(38):e2202727119. <http://doi.org/10.1073/pnas.2202727119>
26. Richards S, Aziz N, Bale S, et al. Standards and guidelines for the interpretation of sequence variants: a joint consensus recommendation of the American College of Medical Genetics and Genomics and the Association for Molecular Pathology. *Genet Med.* 2015;17(5):405-424. <http://doi.org/10.1038/gim.2015.30>
27. Schmidt RJ, Steeves M, Bayrak-Toydemir P, et al. Recommendations for risk allele evidence curation, classification, and reporting from the ClinGen Low Penetrance/Risk Allele Working Group. *Genet Med.* 2024;26(3):101036. <http://doi.org/10.1016/j.gim.2023.101036>
28. Rehm HL, Berg JS, Brooks LD, et al. ClinGen—the clinical genome resource. *N Engl J Med.* 2015;372(23):2235-2242. <http://doi.org/10.1056/NEJMSr1406261>
29. Belman S, Parsons MT, Spurdle AB, Goldgar DE, Feng BJ. Considerations in assessing germline variant pathogenicity using cosegregation analysis. *Genet Med.* 2020;22(12):2052-2059. <http://doi.org/10.1038/s41436-020-0920-4>
30. Hu C, Nagaraj AB, Shimelis H, et al. Functional and clinical characterization of variants of uncertain significance identifies a hotspot for inactivating missense variants in *RAD51C*. *Cancer Res.* 2023;83(15):2557-2571. <http://doi.org/10.1158/0008-5472.CAN-22-2319>
31. Sirugo G, Williams SM, Tishkoff SA. The missing diversity in human genetic studies. *Cell.* 2019;177(1):26-31. <http://doi.org/10.1016/j.cell.2019.02.048>
32. Koch L. Exploring human genomic diversity with gnomAD. *Nat Rev Genet.* 2020;21(8):448. <http://doi.org/10.1038/s41576-020-0255-7>
33. Balmaña J, Digiovanni L, Gaddam P, et al. Conflicting interpretation of genetic variants and cancer risk by commercial laboratories as assessed by the prospective registry of multiplex testing. *J Clin Oncol.* 2016;34(34):4071-4078. <http://doi.org/10.1200/JCO.2016.68.4316>
34. Jimenez-Sainz J, Mathew J, Moore G, et al. BRCA2 BRC missense variants disrupt *RAD51*-dependent DNA repair. *Elife.* 2022;11:e79183. <http://doi.org/10.7554/eLife.79183>
35. Kolinjivadi AM, Chong ST, Choudhary R, et al. Functional analysis of germline *RAD51C* missense variants highlight the role of *RAD51C* in replication fork protection. *Hum Mol Genet.* 2023;32(8):1401-1409. <http://doi.org/10.1093/hmg/ddac281>
36. Sanoguera-Miralles L, Valenzuela-Palomo A, Bueno-Martínez E, et al. Comprehensive functional characterization and clinical interpretation of 20 splice-site variants of the *RAD51C* gene. *Cancers (Basel).* 2020;12(12):3771. <http://doi.org/10.3390/cancers12123771>
37. Baldock RA, Pressimone CA, Baird JM, et al. *RAD51D* splice variants and cancer-associated mutations reveal XRCC2 interaction to be critical for homologous recombination. *DNA Repair (Amst).* 2019;76:99-107. <http://doi.org/10.1016/j.dnarep.2019.02.008>
38. Moyer CL, Ivanovich J, Gillespie JL, et al. Rare *BRIP1* missense alleles confer risk for ovarian and breast cancer. *Cancer Res.* 2020;80(4):857-867. <http://doi.org/10.1158/0008-5472.CAN-19-1991>
39. Olvera-León R, Zhang F, Offord V, et al. High-resolution functional mapping of *RAD51C* by saturation genome editing. *Cell.* 2024;187(20):5719-5734.e19. <http://doi.org/10.1016/j.cell.2024.08.039>
40. Spurdle AB, Greville-Heygate S, Antoniou AC, et al. Towards controlled terminology for reporting germline cancer susceptibility variants: an ENIGMA report. *J Med Genet.* 2019;56(6):347-357. <http://doi.org/10.1136/jmedgenet-2018-105872>
41. Chiang J, Chia TH, Yuen J, et al. Impact of variant reclassification in cancer predisposition genes on clinical care. *JCO Precis Oncol.* 2021;5:577-584. <http://doi.org/10.1200/PO.20.00399>
42. Muir SM, Reagle R. Characterization of variant reclassification and patient re-contact in a cancer genetics clinic. *J Genet Couns.* 2022;31(6):1261-1272. <http://doi.org/10.1002/jgc4.1600>
43. Deignan JL, Chung WK, Kearney HM, et al. Points to consider in the reevaluation and reanalysis of genomic test results: a statement of the American College of Medical Genetics and Genomics (ACMG). *Genet Med.* 2019;21(6):1267-1270. <http://doi.org/10.1038/s41436-019-0478-1>
44. Carrieri D, Howard HC, Benjamin C, et al. Recontacting patients in clinical genetics services: recommendations of the European Society of Human Genetics. *Eur J Hum Genet.* 2019;27(2):169-182. <http://doi.org/10.1038/s41431-018-0285-1>
45. Loong L, Garrett A, Allen S, et al. Reclassification of clinically-detected sequence variants: framework for genetic clinicians and clinical scientists by CanVIG-UK (Cancer Variant Interpretation Group UK). *Genet Med.* 2022;24(9):1867-1877. <http://doi.org/10.1016/j.gim.2022.05.002>

46. Meindl A, Hellebrand H, Wiek C, et al. Germline mutations in breast and ovarian cancer pedigrees establish RAD51C as a human cancer susceptibility gene. *Nat Genet.* 2010;42(5):410-414. <http://doi.org/10.1038/ng.569>
47. Vuorela M, Pylkäs K, Hartikainen JM, et al. Further evidence for the contribution of the RAD51C gene in hereditary breast and ovarian cancer susceptibility. *Breast Cancer Res Treat.* 2011;130(3):1003-1010. <http://doi.org/10.1007/s10549-011-1677-x>
48. Pelttari LM, Heikkinen T, Thompson D, et al. RAD51C is a susceptibility gene for ovarian cancer. *Hum Mol Genet.* 2011;20(16):3278-3288. <http://doi.org/10.1093/hmg/ddr229>
49. Jønson L, Ahlborn LB, Steffensen AY, et al. Identification of six pathogenic RAD51C mutations via mutational screening of 1228 Danish individuals with increased risk of hereditary breast and/or ovarian cancer. *Breast Cancer Res Treat.* 2016;155(2):215-222. <http://doi.org/10.1007/s10549-015-3674-y>
50. Loveday C, Turnbull C, Ramsay E, et al. Germline mutations in RAD51D confer susceptibility to ovarian cancer. *Nat Genet.* 2011;43(9):879-882. <http://doi.org/10.1038/ng.893>
51. Seal S, Thompson D, Renwick A, et al. Truncating mutations in the fanconi anemia J gene BRIP1 are low-penetrance breast cancer susceptibility alleles. *Nat Genet.* 2006;38(11):1239-1241. <http://doi.org/10.1038/ng1902>
52. Easton DF, Lesueur F, Decker B, et al. No evidence that protein truncating variants in BRIP1 are associated with breast cancer risk: implications for gene panel testing. *J Med Genet.* 2016;53(5):298-309. <http://doi.org/10.1136/jmedgenet-2015-103529>
53. Weber-Lassalle N, Hauke J, Ramser J, et al. BRIP1 loss-of-function mutations confer high risk for familial ovarian cancer, but not familial breast cancer. *Breast Cancer Res.* 2018;20(1):7. <http://doi.org/10.1186/s13058-018-0935-9>
54. Cummings S, Roman SS, Saam J, et al. Age of ovarian cancer diagnosis among BRIP1, RAD51C, and RAD51D mutation carriers identified through multi-gene panel testing. *J Ovarian Res.* 2021;14(1):61. <http://doi.org/10.1186/s13048-021-00809-w>
55. Schnurbein G, Hauke J, Wappenschmidt B, et al. RAD51C deletion screening identifies a recurrent gross deletion in breast cancer and ovarian cancer families. *Breast Cancer Res.* 2013;15(6):R120. <http://doi.org/10.1186/bcr3589>
56. Hu C, Hart SN, Gnanaolivu R, et al. A population-based study of genes previously implicated in breast cancer. *N Engl J Med.* 2021;384(5):440-451. <http://doi.org/10.1056/NEJMoa2005936>
57. Rowlands CF, Allen S, Balmaña J, et al. Population-based germline breast cancer gene association studies and meta-analysis to inform wider mainstream testing. *Ann Oncol.* 2024;35(10):892-901. <http://doi.org/10.1016/j.annonc.2024.07.244>
58. Morra A, Mavaddat N, Muranen TA, et al. The impact of coding germline variants on contralateral breast cancer risk and survival. *Am J Hum Genet.* 2023;110(3):475-486. <http://doi.org/10.1016/j.ajhg.2023.02.003>
59. Yin L, Wei J, Lu Z, et al. Prevalence of germline sequence variations among patients with pancreatic cancer in China. *JAMA Netw Open.* 2022;5(2):e2148721. <http://doi.org/10.1001/jamanetworkopen.2021.48721>
60. Uson PLS Jr, Samadder NJ, Riegert-Johnson D, et al. Clinical impact of pathogenic germline variants in pancreatic cancer: results from a multicenter, prospective, universal genetic testing study. *Clin Transl Gastroenterol.* 2021;12(10):e00414. <http://doi.org/10.14309/ctg.0000000000000414>
61. Ouchi R, Okada K, Usui K, et al. Intestinal perforation in a patient with colon cancer during treatment with regorafenib: a case report and review of the literature. *Tohoku J Exp Med.* 2021;254(3):207-211. <http://doi.org/10.1620/tjem.254.207>
62. Palacio S, Pollack T, Silva-Smith R, Sussman DA, Hosein PJ. Exceptional response to FOLFIRINOX in a patient with pancreatic cancer and a germline RAD51C mutation. *J Gastrointest Oncol.* 2018;9(4):E19-E22. <http://doi.org/10.21037/jgo.2018.03.11>
63. Yurgelun MB, Chittenden AB, Morales-Oyarvide V, et al. Germline cancer susceptibility gene variants, somatic second hits, and survival outcomes in patients with resected pancreatic cancer. *Genet Med.* 2019;21(1):213-223. <http://doi.org/10.1038/s41436-018-0009-5>
64. Pritchard CC, Mateo J, Walsh MF, et al. Inherited DNA-repair gene mutations in men with metastatic prostate cancer. *N Engl J Med.* 2016;375(5):443-453. <http://doi.org/10.1056/NEJMoa1603144>
65. Darst BF, Saunders E, Dadaev T, et al. Germline sequencing analysis to inform clinical gene panel testing for aggressive prostate cancer. *JAMA Oncol.* 2023;9(11):1514-1524. <http://doi.org/10.1001/jamaoncol.2023.3482>
66. Mikaeel RR, Young JP, Li Y, et al. Survey of germline variants in cancer-associated genes in young adults with colorectal cancer. *Genes Chromosomes Cancer.* 2022;61(2):105-113. <http://doi.org/10.1002/gcc.23011>
67. Martín-Morales L, Garre P, Lorca V, et al. BRIP1, a gene potentially implicated in familial colorectal cancer type X. *Cancer Prev Res (Phila).* 2021;14(2):185-194. <http://doi.org/10.1158/1940-6207.CAPR-20-0316>
68. Yadav S, Kasi PM, Bamlet WR, et al. Effect of germline mutations in homologous recombination repair genes on overall survival of patients with pancreatic adenocarcinoma. *Clin Cancer Res.* 2020;26(24):6505-6512. <http://doi.org/10.1158/1078-0432.CCR-20-1788>
69. Abida W, Campbell D, Patnaik A, et al. Non-BRCA DNA damage repair gene alterations and response to the PARP inhibitor Rucaparib in metastatic castration-resistant prostate cancer: analysis from the phase II TRITON2 study. *Clin Cancer Res.* 2020;26(11):2487-2496. <http://doi.org/10.1158/1078-0432.CCR-20-0394>
70. Tlemsani C, Takahashi N, Pongor L, et al. Whole-exome sequencing reveals germline-mutated small cell lung cancer subtype with favorable response to DNA repair-targeted therapies. *Sci Transl Med.* 2021;13(578):eabc7488. <http://doi.org/10.1126/scitranslmed.abc7488>
71. Pelttari LM, Kiiski J, Nurminen R, et al. A Finnish founder mutation in RAD51D: analysis in breast, ovarian, prostate, and colorectal cancer. *J Med Genet.* 2012;49(7):429-432. <http://doi.org/10.1136/jmedgenet-2012-100852>
72. Pelttari LM, Nurminen R, Gylfe A, Aaltonen LA, Schleutker J, Nevanlinna H. Screening of Finnish RAD51C founder mutations in prostate and colorectal cancer patients. *BMC Cancer.* 2012;12:552. <http://doi.org/10.1186/1471-2407-12-552>
73. Altintas B, Giri N, McReynolds LJ, Best A, Alter BP. Genotype-phenotype and outcome associations in patients with fanconi anemia: the National Cancer Institute cohort. *Haematologica.* 2023;108(1):69-82. <http://doi.org/10.3324/haematol.2021.279981>
74. Stenson PD, Mort M, Ball EV, et al. The Human Gene Mutation Database (HGMD®): optimizing its use in a clinical diagnostic or research setting. *Hum Genet.* 2020;139(10):1197-1207. <http://doi.org/10.1007/s00439-020-02199-3>
75. Mavaddat N, Michailidou K, Dennis J, et al. Polygenic risk scores for prediction of breast cancer and breast cancer subtypes. *Am J Hum Genet.* 2019;104(1):21-34. <http://doi.org/10.1016/j.ajhg.2018.11.002>
76. Dareng EO, Tyrer JP, Barnes DR, et al. Polygenic risk modeling for prediction of epithelial ovarian cancer risk. *Eur J Hum Genet.* 2022;30(3):349-362. <http://doi.org/10.1038/s41431-021-00987-7>
77. Barnes DR, Rookus MA, McGuffog L, et al. Polygenic risk scores and breast and epithelial ovarian cancer risks for carriers of BRCA1 and BRCA2 pathogenic variants. *Genet Med.* 2020;22(10):1653-1666. <http://doi.org/10.1038/s41436-020-0862-x>
78. Sud A, Horton RH, Hingorani AD, et al. Realistic expectations are key to realising the benefits of polygenic scores. *BMJ.* 2023;380:e073149. <http://doi.org/10.1136/bmj-2022-073149>
79. Liu C, Zeinomar N, Chung WK, et al. Generalizability of polygenic risk scores for breast cancer among women with European, African, and Latinx ancestry. *JAMA Netw Open.* 2021;4(8):e2119084. <http://doi.org/10.1001/jamanetworkopen.2021.19084>
80. Gallagher S, Hughes E, Kurian AW, et al. Comprehensive breast cancer risk assessment for CHEK2 and ATM pathogenic variant

- carriers incorporating a polygenic risk score and the Tyrer-Cuzick model. *JCO Precis Oncol*. 2021;5:PO.20.00484. <http://doi.org/10.1200/PO.20.00484>
81. Pearce CL, Rossing MA, Lee AW, et al. Combined and interactive effects of environmental and GWAS-identified risk factors in ovarian cancer. *Cancer Epidemiol Biomarkers Prev*. 2013;22(5):880-890. <http://doi.org/10.1158/1055-9965.EPI-12-1030-T>
82. Lee A, Mavaddat N, Cunningham A, et al. Enhancing the BOADICEA cancer risk prediction model to incorporate new data on *RAD51C*, *RAD51D*, *BARD1* updates to tumour pathology and cancer incidence. *J Med Genet*. 2022;59(12):1206-1218. <http://doi.org/10.1136/jmedgenet-2022-108471>
83. Lee A, Yang X, Tyrer J, et al. Comprehensive epithelial tubo-ovarian cancer risk prediction model incorporating genetic and epidemiological risk factors. *J Med Genet*. 2022;59(7):632-643. <http://doi.org/10.1136/jmedgenet-2021-107904>
84. Yang X, Eriksson M, Czene K, et al. Prospective validation of the BOADICEA multifactorial breast cancer risk prediction model in a large prospective cohort study. *J Med Genet*. 2022;59(12):1196-1205. <http://doi.org/10.1136/jmg-2022-108806>
85. Yang X, Wu Y, Ficoella L, et al. Validation of the BOADICEA model for epithelial tubo-ovarian cancer risk prediction in UK Biobank. *Br J Cancer*. 2024;131(9):1473-1479. <http://doi.org/10.1038/s41416-024-02851-z>
86. McInerney S, Mascarenhas L, Yanes T, et al. Using polygenic risk modification to improve breast cancer prevention: study protocol for the PRiMo multicentre randomised controlled trial. *BMJ Open*. 2024;14(8):e087874. <http://doi.org/10.1136/bmjopen-2024-087874>
87. Köbel M, Kalloger SE, Boyd N, et al. Ovarian carcinoma subtypes are different diseases: implications for biomarker studies. *PLoS Med*. 2008;5(12):e232. <http://doi.org/10.1371/journal.pmed.0050232>
88. Norquist BM, Harrell MI, Brady MF, et al. Inherited mutations in women with ovarian carcinoma. *JAMA Oncol*. 2016;2(4):482-490. <http://doi.org/10.1001/jamaoncol.2015.5495>
89. Kahn RM, Selenica P, Boerner T, et al. Pathogenic germline variants in non-BRCA1/2 homologous recombination genes in ovarian cancer: analysis of tumor phenotype and survival. *Gynecol Oncol*. 2024;180:35-43. <http://doi.org/10.1016/j.ygyno.2023.11.019>
90. Torres-Esquius S, Llop-Guevara A, Gutiérrez-Enríquez S, et al. Prevalence of homologous recombination deficiency among patients with germline *RAD51C/D* breast or ovarian cancer. *JAMA Netw Open*. 2024;7(4):e247811. <http://doi.org/10.1001/jamanetworkopen.2024.7811>
91. Sopik V, Foulkes WD. Risky business: getting a grip on BRIP. *J Med Genet*. 2016;53(5):296-297. <http://doi.org/10.1136/jmedgenet-2015-103648>
92. Hu C, Polley EC, Yadav S, et al. The contribution of germline predisposition gene mutations to clinical subtypes of invasive breast cancer from a clinical genetic testing cohort. *J Natl Cancer Inst*. 2020;112(12):1231-1241. <http://doi.org/10.1093/jnci/djaa023>
93. Couch FJ, Hart SN, Sharma P, et al. Inherited mutations in 17 breast cancer susceptibility genes among a large triple-negative breast cancer cohort unselected for family history of breast cancer. *J Clin Oncol*. 2015;33(4):304-311. <http://doi.org/10.1200/JCO.2014.57.1414>
94. Shimelis H, LaDuca H, Hu C, et al. Triple-negative breast cancer risk genes identified by multigene hereditary cancer panel testing. *J Natl Cancer Inst*. 2018;110(8):855-862. <http://doi.org/10.1093/jnci/djy106>
95. Breast Cancer Association Consortium, Mavaddat N, Dorling L, et al. Pathology of tumors associated with pathogenic germline variants in 9 breast cancer susceptibility genes. *JAMA Oncol*. 2022;8(3):e216744. <http://doi.org/10.1001/jamaoncol.2021.6744>
96. Daly MB, Pal T, Maxwell KN, et al. NCCN Guidelines® insights: genetic/familial high-risk assessment: breast, ovarian, and pancreatic, version 2.2024. *J Natl Compr Canc Netw*. 2023;21(10):1000-1010. <http://doi.org/10.6004/jnccn.2023.0051>
97. Practice bulletin No 182: hereditary breast and ovarian cancer syndrome. *Obstet Gynecol*. 2017;130(3):e110-e126. <http://doi.org/10.1097/AOG.0000000000002296>
98. Buys SS, Partridge E, Black A, et al. Effect of screening on ovarian cancer mortality: the prostate, lung, colorectal and ovarian (PLCO) cancer screening randomized controlled trial. *JAMA*. 2011;305(22):2295-2303. <http://doi.org/10.1001/jama.2011.766>
99. Sakala MD, Curci NE, Masch WR, et al. Radiologic-histopathologic correlation of transvaginal US and risk-reducing salpingo-oophorectomy for women at high risk for tubo-ovarian carcinoma. *Radiol Imaging Cancer*. 2020;2(6):e190086. <http://doi.org/10.1148/rycan.2020190086>
100. Liu YL, Breen K, Catchings A, et al. Risk-reducing bilateral salpingo-oophorectomy for ovarian cancer: a review and clinical guide for hereditary predisposition genes. *JCO Oncol Pract*. 2022;18(3):201-209. <http://doi.org/10.1200/OP.21.00382>
101. Manchanda R, Menon U. Setting the threshold for surgical prevention in women at increased risk of ovarian cancer. *Int J Gynecol Cancer*. 2018;28(1):34-42. <http://doi.org/10.1097/IGC.0000000000001147>
102. Rivera CM, Grossardt BR, Rhodes DJ, et al. Increased cardiovascular mortality after early bilateral oophorectomy. *Menopause*. 2009;16(1):15-23. <http://doi.org/10.1097/gme.0b013e3181888877>
103. Rush SK, Ma X, Newton MA, Rose SL. A revised Markov model evaluating oophorectomy at the time of hysterectomy for benign indication: age 65 years revisited. *Obstet Gynecol*. 2022;139(5):735-744. <http://doi.org/10.1097/AOG.0000000000004732>
104. ACOG Committee Opinion No. 774: opportunistic salpingectomy as a strategy for epithelial ovarian cancer prevention. *Obstet Gynecol*. 2019;133(4):e279-e284. <http://doi.org/10.1097/AOG.0000000000003164>
105. Gaba F, Robbani S, Singh N, et al. Preventing ovarian cancer through early excision of tubes and late ovarian removal (PROTECTOR): protocol for a prospective non-randomised multi-center trial. *Int J Gynecol Cancer*. 2021;31(2):286-291. <http://doi.org/10.1136/ijgc-2020-001541>
106. Steenbeek MP, van Bommel MHD, Int'Hout J, et al. TUBectomy with delayed oophorectomy as an alternative to risk-reducing salpingo-oophorectomy in high-risk women to assess the safety of prevention: the TUBA-WISP II study protocol. *Int J Gynecol Cancer*. 2023;33(6):982-987. <http://doi.org/10.1136/ijgc-2023-004377>
107. Medeiros F, Muto MG, Lee Y, et al. The tubal fimbria is a preferred site for early adenocarcinoma in women with familial ovarian cancer syndrome. *Am J Surg Pathol*. 2006;30(2):230-236. <http://doi.org/10.1097/01.pas.0000180854.28831.77>
108. Koc N, Ayas S, Arinkan SA. Comparison of the classical method and SEE-FIM protocol in detecting microscopic lesions in fallopian tubes with gynecological lesions. *J Pathol Transl Med*. 2018;52(1):21-27. <http://doi.org/10.4132/jptm.2016.06.17>
109. Sideris M, Menon U, Manchanda R. Screening and prevention of ovarian cancer. *Med J Aust*. 2024;220(5):264-274. <http://doi.org/10.5694/mja2.52227>
110. Schwartz ZP, Li AJ, Walsh CS, et al. Patterns of care and outcomes of risk reducing surgery in women with pathogenic variants in non-BRCA and Lynch syndrome ovarian cancer susceptibility genes. *Gynecol Oncol*. 2023;173:1-7. <http://doi.org/10.1016/j.ygyno.2023.03.017>
111. Ambinder EB, Lee E, Nguyen DL, Gong AJ, Haken OJ, Visvanathan K. Interval breast cancers versus screen detected breast cancers: a retrospective cohort study. *Acad Radiol*. 2023;30(suppl 2):S154-S160. <http://doi.org/10.1016/j.acra.2023.01.007>
112. Podo F, Santoro F, Di Leo G, et al. Triple-negative versus non-triple-negative breast cancers in high-risk women: phenotype features and survival from the HIBCRIT-1 MRI-including screening study. *Clin Cancer Res*. 2016;22(4):895-904. <http://doi.org/10.1158/1078-0432.CCR-15-0459>
113. Domingo L, Salas D, Zubizarreta R, et al. Tumor phenotype and breast density in distinct categories of interval cancer: results of population-based mammography screening in Spain. *Breast Cancer Res*. 2014;16(1):R3. <http://doi.org/10.1186/bcr3595>

114. Fan X, Wynn J, Shang N, et al. Penetrance of breast cancer susceptibility genes from the eMERGE III Network. *JNCI Cancer Spectr.* 2021;5(4):pkab044. <http://doi.org/10.1093/jncics/pkab044>
115. Ramin C, Withrow DR, Davis Lynn BC, Gierach GL, Berrington de González A. Risk of contralateral breast cancer according to first breast cancer characteristics among women in the USA, 1992-2016. *Breast Cancer Res.* 2021;23(1):24. <http://doi.org/10.1186/s13058-021-01400-3>
116. Ray-Coquard I, Leary A, Pignata S, et al. Olaparib plus bevacizumab first-line maintenance in ovarian cancer: final overall survival results from the PAOLA-1/ENGOT-ov25 trial. *Ann Oncol.* 2023;34(8):681-692. <http://doi.org/10.1016/j.annonc.2023.05.005>
117. Kondrashova O, Topp M, Nestic K, et al. Methylation of all BRCA1 copies predicts response to the PARP inhibitor Rucaparib in ovarian carcinoma. *Nat Commun.* 2018;9(1):3970. <http://doi.org/10.1038/s41467-018-05564-z>
118. Pujade-Lauraine E, Brown J, Barnicle A, et al. Homologous recombination repair gene mutations to predict olaparib plus bevacizumab efficacy in the first-line ovarian cancer PAOLA-1/ENGOT-ov25 trial. *JCO Precis Oncol.* 2023;7:e2200258. <http://doi.org/10.1200/PO.22.00258>
119. SOLTI Breast Cancer Research Group. Predicting olaparib sensitivity in patients with unresectable locally advanced/metastatic HER2-negative breast cancer (RADIOLA). ClinicalTrials.gov. Accessed April 29, 2025. <https://clinicaltrials.gov/study/NCT05340413>
120. Chen X, Li Y, Ouyang T, et al. Associations between RAD51D germline mutations and breast cancer risk and survival in BRCA1/2-negative breast cancers. *Ann Oncol.* 2018;29(10):2046-2051. <http://doi.org/10.1093/annonc/mdy338>
121. Yao H, Li N, Yuan H. Clinical characteristics and survival analysis of Chinese ovarian cancer patients with RAD51D germline mutations. *BMC Cancer.* 2022;22(1):1337. <http://doi.org/10.1186/s12885-022-10456-z>
122. Norquist BM, Brady MF, Harrell MI, et al. Mutations in homologous recombination genes and outcomes in ovarian carcinoma patients in GOG 218: an NRG Oncology/Gynecologic Oncology Group Study. *Clin Cancer Res.* 2018;24(4):777-783. <http://doi.org/10.1158/1078-0432.CCR-17-1327>
123. O'Malley DM, Oza AM, Lorusso D, et al. Clinical and molecular characteristics of ARIEL3 patients who derived exceptional benefit from Rucaparib maintenance treatment for high-grade ovarian carcinoma. *Gynecol Oncol.* 2022;167(3):404-413. <http://doi.org/10.1016/j.ygyno.2022.08.021>
124. Miller DT, Lee K, Abul-Husn NS, et al. ACMG SF v3.2 list for reporting of secondary findings in clinical exome and genome sequencing: a policy statement of the American College of Medical Genetics and Genomics (ACMG). *Genet Med.* 2023;25(8):100866. <http://doi.org/10.1016/j.gim.2023.100866>
125. Southey MC, Dowty JG, Riaz M, et al. Population-based estimates of breast cancer risk for carriers of pathogenic variants identified by gene-panel testing. *NPJ Breast Cancer.* 2021;7(1):153. <http://doi.org/10.1038/s41523-021-00360-3>
126. National genomic test directory for rare and inherited disease. NHS England. Accessed November 7, 2024. <https://www.england.nhs.uk/publication/national-genomic-test-directories/>
127. Gregg AR, Aarabi M, Klugman S, et al. Screening for autosomal recessive and X-linked conditions during pregnancy and preconception: a practice resource of the American College of Medical Genetics and Genomics (ACMG). *Genet Med.* 2021;23(10):1793-1806. <http://doi.org/10.1038/s41436-021-01203-z>
128. Wafik M, Kilby MD, Kulkarni A, Cancer Genetics Group and Fetal Genomics Group for the British Society for Genetic Medicine. Prenatal and pre-implantation genetic testing for monogenic disorders for germline cancer susceptibility gene variants: UK joint consensus guidance. *BJOG.* 2023;130(13):1563-1567. <http://doi.org/10.1111/1471-0528.17571>

Supplemental Table 1. All missense variants classified as pathogenic and likely pathogenic in RAD51C/D and BRIP1 (from ClinVar entries with multiple submitters, two star or more and without conflicting interpretations as of 7/2024).

Gene(s)	Variant name	ClinVar accession	ACMG/AMP variant classification
<i>RAD51C</i>	NM_058216.3:c.374G>T (p.Gly125Val)	VCV000006824	Likely pathogenic
	NM_058216.3:c.394A>C (p.Thr132Pro)	VCV000996829	Likely pathogenic
	NM_058216.3:c.404G>T (p.Cys135Phe)	VCV000942269	Pathogenic/Likely pathogenic
	NM_058216.3:c.404G>C (p.Cys135Ser)	VCV000418441	Pathogenic/Likely pathogenic
	NM_058216.3:c.404G>A (p.Cys135Tyr)	VCV000234175	Pathogenic/Likely pathogenic
	NM_058216.3:c.414G>C (p.Leu138Phe)	VCV000006825	Pathogenic/Likely pathogenic
	NM_058216.3:c.773G>A (p.Arg258His)	VCV000006822	Pathogenic/Likely pathogenic
<i>RAD51D</i>	NM_002878.4:c.2T>A (p.Met1Lys)	VCV000449883	Likely pathogenic
<i>BRIP1</i>	NM_032043.3:c.1045G>C (p.Ala349Pro)	VCV000030535	Pathogenic/Likely pathogenic
	NM_032043.3:c.751C>T (p.Arg251Cys)	VCV000185848	Pathogenic/Likely pathogenic
	NM_032043.3:c.507G>C (p.Gln169His)	VCV001745212	Likely pathogenic

Supplemental Table 2. Variants in *RAD51C*, *RAD51D* and *BRIP1* described as founder variants in the literature.

Gene	Variant name	Population	Classification (ClinVar as of 7/2024)	Reference (PMID)
<i>RAD51C</i>	NM_058216.3:c.571+4A>G	Newfoundland	Conflicting interpretations (Pathogenic/Likely Pathogenic/VUS)	31782267
	NM_058216.3:c.93del (p.Phe32fs)	Finnish	Pathogenic	21616938
	NM_058216.3:c.837+1G>A	Finnish	Pathogenic/Likely pathogenic	21616938
<i>RAD51D</i>	NM_002878.4:c.576+1G>T	Finnish	Pathogenic/Likely pathogenic	22652533, 30927251
	NM_002878.4:c.620C>T (p.Ser207Leu)	French Canadian	Conflicting interpretations (Pathogenic/Likely pathogenic/VUS)	34923718
	NM_002878.4:c.270_271dup (p.Lys91fs)	Chinese, Japanese	Pathogenic/Likely pathogenic	36544182, 32318955, 29348823
<i>BRIP1</i>	NM_032043.3:c.2392C>T (p.Arg798Ter)	Inuit	Pathogenic/Likely pathogenic	16116424
	NM_032043.3:c.2038_2039dup (p.Leu680fs)	Icelandic	Pathogenic/Likely pathogenic	21964575

Supplemental Table 3. HGNC gene ID for genes referenced in manuscript

Gene Symbol	HGNC Gene ID
<i>ATM</i>	795
<i>BRCA1</i>	1100
<i>BRCA2</i>	1101
<i>BRIP1</i>	20473
<i>MLH1</i>	7127
<i>MSH2</i>	7325
<i>MSH6</i>	7329
<i>PALB2</i>	26144
<i>RAD51C</i>	9820
<i>RAD51D</i>	9823

Supplemental Table 4: Full description for *BRIP1*, *RAD51C* and *RAD51D* variants described in main manuscript and supplementary information

Gene Symbol	Genomic Description (GRCh37)	Genomic Description (GRCh38)	Coding DNA Description	Protein Description
<i>BRIP1</i>	NC_000017.10:g.33446631A>T	NC_000017.11:g.35119612A>T	NM_002878.4:c.2T>A	NP_002869.3:p.(Met1?)
<i>BRIP1</i>	NC_000017.10:g.33433404C>A	NC_000017.11:g.35106385C>A	NM_002878.4:c.576+1G>T	NP_002869.3:p.?
<i>BRIP1</i>	NC_000017.10:g.61716051G>A	NC_000017.11:g.61716051G>A	NM_032043.3:c.2392C>T	NP_114432.2:p.(Arg798Ter)
<i>BRIP1</i>	NC_000017.10:g.59793412G>A	NC_000017.11:g.61801348C>G	NM_032043.3:c.1045G>C	NP_114432.2:p.(Ala349Pro)
<i>BRIP1</i>	NC_000017.10:g.59853822_59853823dup	NC_000017.11:g.61776461_61776462dup	NM_032043.3:c.2038_2039dup	NP_114432.2:p.(Leu680PhefsTer9)
<i>BRIP1</i>	NC_000017.10:g.59926490C>G	NC_000017.11:g.61849129C>G	NM_032043.3:c.507G>C	NP_114432.2:p.(Gln169His)
<i>BRIP1</i>	NC_000017.10:g.59885995G>A	NC_000017.11:g.61808634G>A	NM_032043.3:c.751C>T	NP_114432.2:p.(Arg251Cys)
<i>RAD51C</i>	NC_000017.10:g.56809910_56809912del	NC_000017.11:g.58732549_58732551del	NM_058216.3:c.1026+5_1026+7del	NP_478123.1:p.?
<i>RAD51C</i>	NC_000017.10:g.56787218A>G	NC_000017.11:g.58709857A>G	NM_058216.3:c.706-2A>G	NP_478123.1:p.?
<i>RAD51C</i>	NC_000017.10:g.56772520G>T	NC_000017.11:g.58695159G>T	NM_058216.3:c.374G>T	NP_478123.1:p.(Gly125Val)
<i>RAD51C</i>	NC_000017.10:g.56772540A>C	NC_000017.11:g.58695179A>C	NM_058216.3:c.394A>C	NP_478123.1:p.(Thr132Pro)
<i>RAD51C</i>	NC_000017.10:g.56772550G>A	NC_000017.11:g.58695189G>A	NM_058216.3:c.404G>A	NP_478123.1:p.(Cys135Tyr)
<i>RAD51C</i>	NC_000017.10:g.56772550G>C	NC_000017.11:g.58695189G>C	NM_058216.3:c.404G>C	NP_478123.1:p.(Cys135Ser)
<i>RAD51C</i>	NC_000017.10:g.56772550G>T	NC_000017.11:g.58695189G>T	NM_058216.3:c.404G>T	NP_478123.1:p.(Cys135Phe)
<i>RAD51C</i>	NC_000017.10:g.56774063G>C	NC_000017.11:g.58696702G>C	NM_058216.3:c.414G>C	NP_478123.1:p.(Leu138Phe)
<i>RAD51C</i>	NC_000017.10:g.56774224A>G	NC_000017.11:g.58696863A>G	NM_058216.3:c.571+4A>G	NP_478123.1:p.?
<i>RAD51C</i>	NC_000017.10:g.56787287G>A	NC_000017.11:g.58709926G>A	NM_058216.3:c.773G>A	NP_478123.1:p.(Arg258His)
<i>RAD51C</i>	NC_000017.10:g.56787352G>A	NC_000017.11:g.58709991G>A	NM_058216.3:c.837+1G>A	NP_478123.1:p.?
<i>RAD51C</i>	NC_000017.10:g.56770097del	NC_000017.11:g.58692736del	NM_058216.3:c.93del	NP_478123.1:p.(Phe32SerfsTer8)
<i>RAD51D</i>	NC_000017.10:g.33434460_33434461dup	NC_000017.11:g.35107441_35107442dup	NM_002878.4:c.270_271dup	NP_002869.3:p.(Lys91IlefsTer13)
<i>RAD51D</i>	NC_000017.10:g.33430520G>A	NC_000017.11:g.35103501G>A	NM_002878.4:c.620C>T	NP_002869.3:p.(Ser207Leu)
<i>RAD51D</i>	NC_000017.10:g.33430317G>A	NC_000017.11:g.35103298G>A	NM_002878.4:c.694C>T	NP_002869.3:p.(Arg232Ter)

Supplementary Methods

Management of individuals with heterozygous germline pathogenic variants in *RAD51C*, *RAD51D*, and *BRIP1*: A clinical practice resource of the American College of Medical Genetics and Genomics (ACMG)

Joanne Ngeow, MBBS, MPH, Jianbang Chiang, MBBS, Esteban Astiazaran-Symonds, MD, Judith Balmaña, MD, PhD, Ilana Cass, MD, Felix K.F. Kommos, MD, William D. Foulkes, MBBS, PhD, Paul A. James, MD, PhD, Arielle Katcher, MD, Susan Klugman, MD, Alicia A. Livinski, MPH, MA, Julie S. Mak, MS, J. Nicoleta Voian, MD, MPH, Myra J. Wick, MD, PhD, Marc Tischkowitz, MD, PhD, Tuya Pal, MD, Douglas R. Stewart, MD, Helen Hanson, MBBS; on behalf of the ACMG Professional Practice and Guidelines Committee

Supplemental Methods

The workgroup developed a list of nine clinical areas in the management of *RAD51C*, *RAD51D*, *BRIP1* heterozygotes for the biomedical librarian, who developed the search strategy using a combination of keywords and controlled vocabulary terms (i.e., MeSH) for each area. A separate search was done for each gene (i.e., *RAD51C*, *RAD51D*, *BRIP1*). The searches were conducted in PubMed/MEDLINE (US National Library of Medicine) in March and April 2024 by the biomedical librarian. The searches were limited to articles published after 2000 in English. Search strategies were used to exclude animal studies and specific publication types (e.g., case reports, series, retractions, errata, corrigenda, letters, protocol, conference abstracts, conference proceedings, commentary) as specified by the workgroup.

The search results for each clinical area were exported to EndNote 21 (Clarivate Analytics) and then imported into Covidence (Veritas Health Innovations) by the biomedical librarian for screening by members of each clinical area group.

The members of each clinical area group critically reviewed the literature search results and synthesized findings narratively. Additional relevant publications were included based on author judgement and expertise. Workgroup members independently drafted sections of the document commensurate with their area of expertise for review by the group.

RAD51C, RAD51D & BRIP1

SEARCH STRATEGIES FOR EACH GENE

(RAD51C[Title/Abstract] OR "RAD51 homolog C"[Title/Abstract] OR FANCO[Title/Abstract] OR "RAD51C protein, human"[Supplementary Concept])

("RAD51D protein, human" [Supplementary Concept] OR RAD51D[Title/Abstract] OR "TRAD protein"[Title/Abstract] OR "RAD51L3 protein"[Title/Abstract] OR "RAD51 like 3"[Title/Abstract:~0])

("BRIP1 protein, human"[Supplementary Concept] OR BRIP1[Title/Abstract] OR "BRCA1 interacting protein C"[Title/Abstract] OR "BRCA1 interacting protein 1"[Title/Abstract] OR FANCJ[Title/Abstract])

RAD51C

Overall search on RAD51C

Database: PubMed/MEDLINE

Platform: US National Library of Medicine

Database Date Coverage: 1946–present

Date Searched: April 17, 2024

Date Limits Used: Publication year: 2000–2024

Other Limits Used: Subset: MEDLINE; Language: English; Exclude publication type and animal studies

(RAD51C[Title/Abstract] OR "RAD51 homolog C"[Title/Abstract] OR FANCO[Title/Abstract] OR "RAD51C protein, human"[Supplementary Concept])

AND (cancer*[Title/Abstract] OR neoplasm*[Title/Abstract] OR carcinoma*[Title/Abstract] OR sarcoma*[Title/Abstract] OR leukemia*[Title/Abstract] OR leukaemia*[Title/Abstract] OR lymphoma*[Title/Abstract] OR malignant[Title/Abstract] OR malignanc*[Title/Abstract] OR adenocarcinoma*[Title/Abstract] OR tumor*[Title/Abstract] OR tumour*[Title/Abstract] OR "Neoplasms"[Mesh:NoExp] OR "Cysts"[Mesh:NoExp] OR "Hamartoma"[Mesh] OR "Neoplasms by Histologic Type"[Mesh] OR "Neoplasms by Site"[Mesh] OR "Neoplasms, Experimental"[Mesh:NoExp] OR "Neoplasms, Hormone-Dependent"[Mesh] OR "Neoplasms, Multiple Primary"[Mesh] OR "Neoplasms, Post-Traumatic"[Mesh] OR "Neoplasms, Radiation-Induced"[Mesh] OR "Neoplasms, Second Primary"[Mesh] OR "Neoplastic Processes"[Mesh] OR "Neoplastic Syndromes, Hereditary"[Mesh] OR "Paraneoplastic Syndromes"[Mesh] OR "Precancerous Conditions"[Mesh] OR "Pregnancy Complications, Neoplastic"[Mesh] OR "Sarcoma"[Mesh] OR "Leukemia"[Mesh] OR "Lymphoma"[Mesh] OR "Carcinoma"[Mesh])

AND ((mutation*[Title/Abstract] OR mutate*[Title/Abstract] OR mutating[Title/Abstract] OR variant*[Title/Abstract] OR variation*[Title/Abstract] OR polymorphism*[Title/Abstract] OR "Polymorphism, Genetic"[Mesh] OR SNP[Title/Abstract] OR heterozyg*[Title/Abstract] OR carrier[Title/Abstract] OR carriers[Title/Abstract] OR monoallelic[Title/Abstract]) NOT ("sinonasal polyposis"[Title/Abstract] OR "sinus node potential"[Title/Abstract] OR "sodium nitroprusside"[Title/Abstract] OR "special needs plan"[Title/Abstract] OR synaptophysin[Title/Abstract]))

AND (English[Language] AND medline[Subset] AND ("2000"[Date - Publication] : "2024"[Date - Publication]))

NOT ("Animals"[Mesh] NOT ("Animals"[Mesh] AND "Humans"[Mesh])) NOT (mice[Title/Abstract] OR mouse[Title/Abstract] OR rat[Title/Abstract] OR rats[Title/Abstract] OR rodent*[Title/Abstract] OR rodentia*[Title/Abstract] OR animal*[Title/Abstract] OR Mice[mesh] OR Rats[mesh] OR Rodentia[mesh] OR Muridae[mesh])

NOT (letter[Publication Type] OR editorial[Publication Type] OR comment[Publication Type] OR news[Publication Type] OR "Congress"[Publication Type] OR "Consensus Development Conference"[Publication Type] OR editorial[Title/Abstract] OR commentary[Title/Abstract] OR "conference abstract"[Title/Abstract] OR "conference proceeding"[Title/Abstract] OR "retracted

publication"[Publication Type] OR "retraction of publication"[Publication Type] OR "retraction of publication"[Title/Abstract] OR "retraction notice"[Title] OR "retracted publication"[Title/Abstract] OR "Published Erratum"[Publication Type] OR corrigenda[Title/Abstract] OR corrigendum[Title/Abstract] OR errata[Title/Abstract] OR erratum[Title/Abstract] OR protocol[Title] OR protocols[Title] OR "case report*"[Title/Abstract] OR "case series"[Title/Abstract] OR "Case Reports" [Publication Type])

Group 1: RAD51C: cancer risk estimation all cancers

Database: PubMed/MEDLINE

Platform: US National Library of Medicine

Database Date Coverage: 1946–present

Date Searched: March 6, 2024

Date Limits Used: Publication year: 2000–2024

Other Limits Used: Subset: MEDLINE; Language: English; Exclude publication type and animal studies

(RAD51C[Title/Abstract] OR "RAD51 homolog C"[Title/Abstract] OR FANCO[Title/Abstract] OR "RAD51C protein, human"[Supplementary Concept])

AND (cancer*[Title/Abstract] OR neoplasm*[Title/Abstract] OR carcinoma*[Title/Abstract] OR sarcoma*[Title/Abstract] OR leukemia*[Title/Abstract] OR leukaemia*[Title/Abstract] OR lymphoma*[Title/Abstract] OR malignant[Title/Abstract] OR malignanc*[Title/Abstract] OR adenocarcinoma*[Title/Abstract] OR tumor*[Title/Abstract] OR tumour*[Title/Abstract] OR "Neoplasms"[Mesh:NoExp] OR "Cysts"[Mesh:NoExp] OR "Hamartoma"[Mesh] OR "Neoplasms by Histologic Type"[Mesh] OR "Neoplasms by Site"[Mesh] OR "Neoplasms, Experimental"[Mesh:NoExp] OR "Neoplasms, Hormone-Dependent"[Mesh] OR "Neoplasms, Multiple Primary"[Mesh] OR "Neoplasms, Post-Traumatic"[Mesh] OR "Neoplasms, Radiation-Induced"[Mesh] OR "Neoplasms, Second Primary"[Mesh] OR "Neoplastic Processes"[Mesh] OR "Neoplastic Syndromes, Hereditary"[Mesh] OR "Paraneoplastic Syndromes"[Mesh] OR "Precancerous Conditions"[Mesh] OR "Pregnancy Complications, Neoplastic"[Mesh] OR "Sarcoma"[Mesh] OR "Leukemia"[Mesh] OR "Lymphoma"[Mesh] OR "Carcinoma"[Mesh])

AND ((mutation*[Title/Abstract] OR mutate*[Title/Abstract] OR mutating[Title/Abstract] OR variant*[Title/Abstract] OR variation*[Title/Abstract] OR polymorphism*[Title/Abstract] OR "Polymorphism, Genetic"[Mesh] OR SNP[Title/Abstract] OR heterozyg*[Title/Abstract] OR carrier[Title/Abstract] OR carriers[Title/Abstract] OR monoallelic[Title/Abstract]) NOT ("sinonasal polyposis"[Title/Abstract] OR "sinus node potential"[Title/Abstract] OR "sodium nitroprusside"[Title/Abstract] OR "special needs plan"[Title/Abstract] OR synaptophysin[Title/Abstract]))

AND (risk[Title/Abstract] OR risks[Title/Abstract] OR likelihood*[Title/Abstract] OR probability*[Title/Abstract] OR "Risk"[Majr])

AND (english[Language] AND medline[Subset] AND ("2000"[Date - Publication] : "2024"[Date - Publication]))

NOT ("Animals"[Mesh] NOT ("Animals"[Mesh] AND "Humans"[Mesh])) NOT (mice[Title/Abstract] OR mouse[Title/Abstract] OR rat[Title/Abstract] OR rats[Title/Abstract] OR rodent*[Title/Abstract] OR rodentia*[Title/Abstract] OR animal*[Title/Abstract] OR Mice[Mesh] OR Rats[Mesh] OR Rodentia[Mesh] OR Muridae[Mesh])

NOT (letter[Publication Type] OR editorial[Publication Type] OR comment[Publication Type] OR news[Publication Type] OR "Congress"[Publication Type] OR "Consensus Development Conference"[Publication Type] OR editorial[Title/Abstract] OR commentary[Title/Abstract] OR "conference abstract"[Title/Abstract] OR "conference proceeding"[Title/Abstract] OR "retracted publication"[Publication Type] OR "retraction of publication"[Publication Type] OR "retraction of publication"[Title/Abstract] OR "retraction notice"[Title] OR "retracted publication"[Title/Abstract] OR "Published Erratum"[Publication Type] OR corrigenda[Title/Abstract] OR corrigendum[Title/Abstract] OR errata[Title/Abstract] OR erratum[Title/Abstract] OR protocol[Title] OR protocols[Title] OR "case report"[Title/Abstract] OR "case series"[Title/Abstract] OR "Case Reports" [Publication Type])

Group 2: RAD51C: cancer risk estimation 2 specific cancers

Database: PubMed/MEDLINE

Platform: US National Library of Medicine

Database Date Coverage: 1946–present

Date Searched: March 6, 2024

Date Limits Used: Publication year: 2000–2024

Other Limits Used: Subset: MEDLINE; Language: English; Exclude publication type and animal studies

(RAD51C[Title/Abstract] OR "RAD51 homolog C"[Title/Abstract] OR FANCO[Title/Abstract] OR "RAD51C protein, human"[Supplementary Concept])

AND ("Breast Neoplasms"[Mesh] OR "breast cancer"[Title/Abstract] OR "breast neoplasm"[Title/Abstract] OR "mammary cancer"[Title/Abstract] OR "breast tumor"[Title/Abstract] OR "breast tumour"[Title/Abstract] OR "breast carcinoma"[Title/Abstract] OR "Ovarian Neoplasms"[Mesh] OR "ovarian cancer"[Title/Abstract] OR "ovarian neoplasm"[Title/Abstract] OR "ovarian tumor"[Title/Abstract] OR "ovarian tumour"[Title/Abstract] OR "ovarian carcinoma"[Title/Abstract:~2] OR "ovary tumor"[Title/Abstract:~2] OR "ovary tumors"[Title/Abstract:~2] OR "ovary tumour"[Title/Abstract:~2] OR "ovary tumours"[Title/Abstract:~2] OR "ovary carcinoma"[Title/Abstract])

AND ((mutation*[Title/Abstract] OR mutate*[Title/Abstract] OR mutating[Title/Abstract] OR variant*[Title/Abstract] OR variation*[Title/Abstract] OR polymorphism*[Title/Abstract] OR "Polymorphism, Genetic"[Mesh] OR SNP[Title/Abstract] OR heterozyg*[Title/Abstract] OR carrier[Title/Abstract] OR carriers[Title/Abstract] OR monoallelic[Title/Abstract]) NOT ("sinonasal polyposis"[Title/Abstract] OR "sinus node potential"[Title/Abstract] OR "sodium nitroprusside"[Title/Abstract] OR "special needs plan"[Title/Abstract] OR synaptophysin[Title/Abstract]))

AND (risk[Title/Abstract] OR risks[Title/Abstract] OR likelihood*[Title/Abstract] OR probabilit*[Title/Abstract] OR "Risk"[Majr])

AND (english[Language] AND medline[Subset] AND ("2000"[Date - Publication] : "2024"[Date - Publication]))

NOT ("Animals"[Mesh] NOT ("Animals"[Mesh] AND "Humans"[Mesh])) NOT (mice[Title/Abstract] OR mouse[Title/Abstract] OR rat[Title/Abstract] OR rats[Title/Abstract] OR rodent*[Title/Abstract] OR rodentia*[Title/Abstract] OR animal*[Title/Abstract] OR Mice[Mesh] OR Rats[Mesh] OR Rodentia[Mesh] OR Muridae[Mesh])

NOT (letter[Publication Type] OR editorial[Publication Type] OR comment[Publication Type] OR news[Publication Type] OR "Congress"[Publication Type] OR "Consensus Development Conference"[Publication Type] OR editorial[Title/Abstract] OR commentary[Title/Abstract] OR "conference abstract"[Title/Abstract] OR "conference proceeding"[Title/Abstract] OR "retracted publication"[Publication Type] OR "retraction of publication"[Publication Type] OR "retraction of publication"[Title/Abstract] OR "retraction notice"[Title] OR "retracted publication"[Title/Abstract] OR "Published Erratum"[Publication Type] OR corrigenda[Title/Abstract] OR corrigendum[Title/Abstract] OR errata[Title/Abstract] OR erratum[Title/Abstract] OR protocol[Title] OR protocols[Title] OR "case report"[Title/Abstract] OR "case series"[Title/Abstract] OR "Case Reports" [Publication Type])

Group 3: RAD51C: Modifier: Polygenic Risk Score

Database: PubMed/MEDLINE

Platform: US National Library of Medicine

Database Date Coverage: 1946–present

Date Searched: March 6, 2024

Date Limits Used: Publication year: 2000–2024

Other Limits Used: Subset: MEDLINE; Language: English; Exclude publication type and animal studies

(RAD51C[Title/Abstract] OR "RAD51 homolog C"[Title/Abstract] OR FANCO[Title/Abstract] OR "RAD51C protein, human"[Supplementary Concept])

AND (cancer*[Title/Abstract] OR neoplasm*[Title/Abstract] OR carcinoma*[Title/Abstract] OR sarcoma*[Title/Abstract] OR leukemia*[Title/Abstract] OR leukaemia*[Title/Abstract] OR lymphoma*[Title/Abstract] OR malignant[Title/Abstract] OR malignanc*[Title/Abstract] OR adenocarcinoma*[Title/Abstract] OR tumor*[Title/Abstract] OR tumour*[Title/Abstract] OR "Neoplasms"[Mesh:NoExp] OR "Cysts"[Mesh:NoExp] OR "Hamartoma"[Mesh] OR "Neoplasms by Histologic Type"[Mesh] OR "Neoplasms by Site"[Mesh] OR "Neoplasms, Experimental"[Mesh:NoExp] OR "Neoplasms, Hormone-Dependent"[Mesh] OR "Neoplasms, Multiple Primary"[Mesh] OR "Neoplasms, Post-Traumatic"[Mesh] OR "Neoplasms, Radiation-Induced"[Mesh] OR "Neoplasms, Second Primary"[Mesh] OR "Neoplastic Processes"[Mesh] OR "Neoplastic Syndromes, Hereditary"[Mesh] OR "Paraneoplastic Syndromes"[Mesh] OR "Precancerous Conditions"[Mesh] OR "Pregnancy Complications, Neoplastic"[Mesh] OR "Sarcoma"[Mesh] OR "Leukemia"[Mesh] OR "Lymphoma"[Mesh] OR "Carcinoma"[Mesh])

AND ((polygenic*[Title/Abstract] OR PRS[Title/Abstract] OR PGS[Title/Abstract] OR SNP[Title/Abstract] OR SNPs[Title/Abstract] OR "single nucleotide polymorphism"[Title/Abstract] OR SNV[Title/Abstract] OR "single nucleotide variant"[Title/Abstract] OR "multigenic trait*[Title/Abstract] OR "oligogenic trait*[Title/Abstract] OR "complex trait*[Title/Abstract] OR "multifactorial inheritance"[Title/Abstract] OR "complex inheritance"[Title/Abstract] OR "Multifactorial Inheritance"[Mesh] OR "Polymorphism, Single Nucleotide"[Mesh]) NOT ("Peak Radial Strain"[Title/Abstract] OR "Prognostic risk signature"[Title/Abstract] OR "prolyl-tRNA synthetase"[Title/Abstract] OR "Pierre Robin syndrome"[Title/Abstract] OR "prevalence ratios"[Title/Abstract] OR "Public regulated service"[Title/Abstract:~0] OR "Plastic Reconstructive surgery"[Title/Abstract] OR prostaglandins[Title/Abstract] OR "public green space"[Title/Abstract]))

AND (english[Language] AND medline[Subset] AND ("2000"[Date - Publication] : "2024"[Date - Publication]))

NOT ("Animals"[Mesh] NOT ("Animals"[Mesh] AND "Humans"[Mesh])) NOT (mice[Title/Abstract] OR mouse[Title/Abstract] OR rat[Title/Abstract] OR rats[Title/Abstract] OR rodent*[Title/Abstract] OR rodentia*[Title/Abstract] OR animal*[Title/Abstract] OR Mice[Mesh] OR Rats[Mesh] OR Rodentia[Mesh] OR Muridae[Mesh])

NOT (letter[Publication Type] OR editorial[Publication Type] OR comment[Publication Type] OR news[Publication Type] OR "Congress"[Publication Type] OR "Consensus Development Conference"[Publication Type] OR editorial[Title/Abstract] OR commentary[Title/Abstract] OR "conference abstract*[Title/Abstract] OR "conference proceeding*[Title/Abstract] OR "retracted publication"[Publication Type] OR "retraction of publication"[Publication Type] OR "retraction of publication"[Title/Abstract] OR "retraction notice"[Title] OR "retracted publication"[Title/Abstract] OR "Published Erratum"[Publication Type] OR corrigenda[Title/Abstract] OR corrigendum[Title/Abstract] OR errata[Title/Abstract] OR erratum[Title/Abstract] OR protocol[Title] OR protocols[Title] OR "case report*[Title/Abstract] OR "case series"[Title/Abstract] OR "Case Reports" [Publication Type])

Group 4: RAD51C: Modifiers Other

Database: PubMed/MEDLINE

Platform: US National Library of Medicine

Database Date Coverage: 1946–present

Date Searched: April 17, 2024

Date Limits Used: Publication year: 2000–2024

Other Limits Used: Subset: MEDLINE; Language: English; Exclude publication type and animal studies

(RAD51C[Title/Abstract] OR "RAD51 homolog C"[Title/Abstract] OR FANCO[Title/Abstract] OR "RAD51C protein, human"[Supplementary Concept])

AND (cancer*[Title/Abstract] OR neoplasm*[Title/Abstract] OR carcinoma*[Title/Abstract] OR sarcoma*[Title/Abstract] OR leukemia*[Title/Abstract] OR leukaemia*[Title/Abstract] OR lymphoma*[Title/Abstract] OR malignant[Title/Abstract] OR malignanc*[Title/Abstract] OR adenocarcinoma*[Title/Abstract] OR tumor*[Title/Abstract] OR tumour*[Title/Abstract] OR "Neoplasms"[Mesh:NoExp] OR "Cysts"[Mesh:NoExp] OR "Hamartoma"[Mesh] OR "Neoplasms by Histologic Type"[Mesh] OR "Neoplasms by Site"[Mesh] OR "Neoplasms, Experimental"[Mesh:NoExp] OR "Neoplasms, Hormone-Dependent"[Mesh] OR "Neoplasms, Multiple Primary"[Mesh] OR "Neoplasms, Post-Traumatic"[Mesh] OR "Neoplasms, Radiation-Induced"[Mesh] OR "Neoplasms, Second Primary"[Mesh] OR "Neoplastic Processes"[Mesh] OR "Neoplastic Syndromes, Hereditary"[Mesh] OR "Paraneoplastic Syndromes"[Mesh] OR "Precancerous Conditions"[Mesh] OR "Pregnancy Complications, Neoplastic"[Mesh] OR "Sarcoma"[Mesh] OR "Leukemia"[Mesh] OR "Lymphoma"[Mesh] OR "Carcinoma"[Mesh])

AND ((mutation*[Title/Abstract] OR mutate*[Title/Abstract] OR mutating[Title/Abstract] OR variant*[Title/Abstract] OR variation*[Title/Abstract] OR polymorphism*[Title/Abstract] OR "Polymorphism, Genetic"[Mesh] OR SNP[Title/Abstract] OR heterozyg*[Title/Abstract] OR carrier[Title/Abstract] OR carriers[Title/Abstract] OR monoallelic[Title/Abstract]) NOT ("sinonasal polyposis"[Title/Abstract] OR "sinus node potential"[Title/Abstract] OR "sodium nitroprusside"[Title/Abstract] OR "special needs plan"[Title/Abstract] OR synaptophysin[Title/Abstract]))

AND (chemoprevent*[Title/Abstract] OR chemosensitiv*[Title/Abstract] OR "chemotherapy sensitiv*" [Title/Abstract] OR "radiation sensitivit*" [Title/Abstract] OR "risk reduction"[Title/Abstract:~2] OR "reduce risk"[Title/Abstract:~2] OR "reduce risks"[Title/Abstract:~2] OR "reduced risk"[Title/Abstract:~2] OR "reduced risks"[Title/Abstract:~2] OR "Chemoprevention"[Mesh])

AND (english[Language] AND medline[Subset] AND ("2000"[Date - Publication] : "2024"[Date - Publication]))

NOT ("Animals"[Mesh] NOT ("Animals"[Mesh] AND "Humans"[Mesh])) NOT (mice[Title/Abstract] OR mouse[Title/Abstract] OR rat[Title/Abstract] OR rats[Title/Abstract] OR rodent*[Title/Abstract] OR rodentia*[Title/Abstract] OR animal*[Title/Abstract] OR Mice[mesh] OR Rats[mesh] OR Rodentia[mesh] OR Muridae[mesh])

NOT (letter[Publication Type] OR editorial[Publication Type] OR comment[Publication Type] OR news[Publication Type] OR editorial[Title/Abstract] OR commentary[Title/Abstract] OR "retracted publication"[Publication Type] OR "retraction of publication"[Publication Type] OR "retraction of publication"[Title/Abstract] OR "retraction notice"[Title] OR "retracted publication"[Title/Abstract] OR "Published Erratum"[Publication Type] OR corrigenda[Title/Abstract] OR corrigendum[Title/Abstract] OR errata[Title/Abstract] OR erratum[Title/Abstract] OR protocol[Title] OR protocols[Title])

Group 5: RAD51C: Generating Personalized Risks

Database: PubMed/MEDLINE

Platform: US National Library of Medicine

Database Date Coverage: 1946–present

Date Searched: April 17, 2024

Date Limits Used: Publication year: 2000–2024

Other Limits Used: Subset: MEDLINE; Language: English; Exclude publication type and animal studies

(RAD51C[Title/Abstract] OR "RAD51 homolog C"[Title/Abstract] OR FANCO[Title/Abstract] OR "RAD51C protein, human"[Supplementary Concept])

AND (cancer*[Title/Abstract] OR neoplasm*[Title/Abstract] OR carcinoma*[Title/Abstract] OR sarcoma*[Title/Abstract] OR leukemia*[Title/Abstract] OR leukaemia*[Title/Abstract] OR lymphoma*[Title/Abstract] OR malignant[Title/Abstract] OR malignanc*[Title/Abstract] OR adenocarcinoma*[Title/Abstract] OR tumor*[Title/Abstract] OR tumour*[Title/Abstract] OR "Neoplasms"[Mesh:NoExp] OR "Cysts"[Mesh:NoExp] OR "Hamartoma"[Mesh] OR "Neoplasms by Histologic Type"[Mesh] OR "Neoplasms by Site"[Mesh] OR "Neoplasms, Experimental"[Mesh:NoExp] OR "Neoplasms, Hormone-Dependent"[Mesh] OR "Neoplasms, Multiple Primary"[Mesh] OR "Neoplasms, Post-Traumatic"[Mesh] OR "Neoplasms, Radiation-Induced"[Mesh] OR "Neoplasms, Second Primary"[Mesh] OR "Neoplastic Processes"[Mesh] OR "Neoplastic Syndromes, Hereditary"[Mesh] OR "Paraneoplastic Syndromes"[Mesh] OR "Precancerous Conditions"[Mesh] OR "Pregnancy Complications, Neoplastic"[Mesh] OR "Sarcoma"[Mesh] OR "Leukemia"[Mesh] OR "Lymphoma"[Mesh] OR "Carcinoma"[Mesh])

AND ((mutation*[Title/Abstract] OR mutate*[Title/Abstract] OR mutating[Title/Abstract] OR variant*[Title/Abstract] OR variation*[Title/Abstract] OR polymorphism*[Title/Abstract] OR "Polymorphism, Genetic"[Mesh] OR SNP[Title/Abstract] OR heterozyg*[Title/Abstract] OR carrier[Title/Abstract] OR carriers[Title/Abstract] OR monoallelic[Title/Abstract]) NOT ("sinonasal polyposis"[Title/Abstract] OR "sinus node potential"[Title/Abstract] OR "sodium nitroprusside"[Title/Abstract] OR "special needs plan"[Title/Abstract] OR synaptophysin[Title/Abstract]))

AND (("risk model*" [Title/Abstract] OR "risk predict*" [Title/Abstract] OR "predicting risk" [Title/Abstract] OR multifactorial[Title/Abstract] OR "integrated risk*" [Title/Abstract] OR "personalized risk*" [Title/Abstract] OR "personal risk*" [Title/Abstract]) AND (genetic[Title/Abstract] OR genetics[Title/Abstract] OR inherit*[Title/Abstract] OR familial[Title/Abstract] OR hereditary[Title/Abstract]))

AND (english[Language] AND medline[Subset] AND ("2000"[Date - Publication] : "2024"[Date - Publication]))

NOT ("Animals"[Mesh] NOT ("Animals"[Mesh] AND "Humans"[Mesh])) NOT (mice[Title/Abstract] OR mouse[Title/Abstract] OR rat[Title/Abstract] OR rats[Title/Abstract] OR rodent*[Title/Abstract] OR rodentia*[Title/Abstract] OR animal*[Title/Abstract] OR Mice[mesh] OR Rats[mesh] OR Rodentia[mesh] OR Muridae[mesh])

NOT (letter[Publication Type] OR editorial[Publication Type] OR comment[Publication Type] OR news[Publication Type] OR "Congress"[Publication Type] OR "Consensus Development Conference"[Publication Type] OR editorial[Title/Abstract] OR commentary[Title/Abstract] OR "conference abstract*" [Title/Abstract] OR "conference proceeding*" [Title/Abstract] OR "retracted publication"[Publication Type] OR "retraction of publication"[Publication Type] OR "retraction of publication"[Title/Abstract] OR "retraction notice"[Title] OR "retracted publication"[Title/Abstract] OR "Published Erratum"[Publication Type] OR corrigenda[Title/Abstract] OR corrigendum[Title/Abstract] OR errata[Title/Abstract] OR

erratum[Title/Abstract] OR protocol[Title] OR protocols[Title] OR "case report*[Title/Abstract] OR "case series"[Title/Abstract] OR "Case Reports" [Publication Type])

Group 6: RAD51C: Pathology

Database: PubMed/MEDLINE

Platform: US National Library of Medicine

Database Date Coverage: 1946–present

Date Searched: April 17, 2024

Date Limits Used: Publication year: 2000–2024

Other Limits Used: Subset: MEDLINE; Language: English; Exclude publication type and animal studies

(RAD51C[Title/Abstract] OR "RAD51 homolog C"[Title/Abstract] OR FANCO[Title/Abstract] OR "RAD51C protein, human"[Supplementary Concept])

AND (cancer*[Title/Abstract] OR neoplasm*[Title/Abstract] OR carcinoma*[Title/Abstract] OR sarcoma*[Title/Abstract] OR leukemia*[Title/Abstract] OR leukaemia*[Title/Abstract] OR lymphoma*[Title/Abstract] OR malignant[Title/Abstract] OR malignanc*[Title/Abstract] OR adenocarcinoma*[Title/Abstract] OR tumor*[Title/Abstract] OR tumour*[Title/Abstract] OR "Neoplasms"[Mesh:NoExp] OR "Cysts"[Mesh:NoExp] OR "Hamartoma"[Mesh] OR "Neoplasms by Histologic Type"[Mesh] OR "Neoplasms by Site"[Mesh] OR "Neoplasms, Experimental"[Mesh:NoExp] OR "Neoplasms, Hormone-Dependent"[Mesh] OR "Neoplasms, Multiple Primary"[Mesh] OR "Neoplasms, Post-Traumatic"[Mesh] OR "Neoplasms, Radiation-Induced"[Mesh] OR "Neoplasms, Second Primary"[Mesh] OR "Neoplastic Processes"[Mesh] OR "Neoplastic Syndromes, Hereditary"[Mesh] OR "Paraneoplastic Syndromes"[Mesh] OR "Precancerous Conditions"[Mesh] OR "Pregnancy Complications, Neoplastic"[Mesh] OR "Sarcoma"[Mesh] OR "Leukemia"[Mesh] OR "Lymphoma"[Mesh] OR "Carcinoma"[Mesh])

AND ((mutation*[Title/Abstract] OR mutate*[Title/Abstract] OR mutating[Title/Abstract] OR variant*[Title/Abstract] OR variation*[Title/Abstract] OR polymorphism*[Title/Abstract] OR "Polymorphism, Genetic"[Mesh] OR SNP[Title/Abstract] OR heterozyg*[Title/Abstract] OR carrier[Title/Abstract] OR carriers[Title/Abstract] OR monoallelic[Title/Abstract]) NOT ("sinonasal polyposis"[Title/Abstract] OR "sinus node potential"[Title/Abstract] OR "sodium nitroprusside"[Title/Abstract] OR "special needs plan"[Title/Abstract] OR synaptophysin[Title/Abstract]))

AND (grade*[Title/Abstract] OR grading[Title/Abstract] OR "lymph node*" [Title/Abstract] OR stage*[Title/Abstract] OR staging[Title/Abstract] OR "Neoplasm Staging"[Mesh] OR "estrogen receptor*" [Title/Abstract] OR "progesterone receptor*" [Title/Abstract] OR HER2[Title/Abstract] OR pathology[Title/Abstract] OR "mutational signature*" [Title/Abstract] OR "mutation signature*" [Title/Abstract] OR "homologous recombination deficienc*" [Title/Abstract] OR "loss of heterozygosity" [Title/Abstract] OR "biallelic inactivation" [Title/Abstract] OR TP53[Title/Abstract] OR methylation[Title/Abstract] OR "monoallelic inactivation*" [Title/Abstract] OR "Receptors, Estrogen"[Mesh] OR "Receptors, Progesterone"[Mesh])

AND (english[Language] AND medline[Subset] AND ("2000"[Date - Publication] : "2024"[Date - Publication]))

NOT ("Animals"[Mesh] NOT ("Animals"[Mesh] AND "Humans"[Mesh])) NOT (mice[Title/Abstract] OR mouse[Title/Abstract] OR rat[Title/Abstract] OR rats[Title/Abstract] OR rodent*[Title/Abstract] OR rodentia*[Title/Abstract] OR animal*[Title/Abstract] OR Mice[mesh] OR Rats[mesh] OR Rodentia[mesh] OR Muridae[mesh])

NOT (letter[Publication Type] OR editorial[Publication Type] OR comment[Publication Type] OR news[Publication Type] OR "Congress"[Publication Type] OR "Consensus Development Conference"[Publication Type] OR editorial[Title/Abstract] OR commentary[Title/Abstract] OR "conference abstract*" [Title/Abstract] OR "conference proceeding*" [Title/Abstract] OR "retracted publication"[Publication Type] OR "retraction of publication"[Publication Type] OR "retraction of publication"[Title/Abstract] OR

"retraction notice"[Title] OR "retracted publication"[Title/Abstract] OR "Published Erratum"[Publication Type] OR corrigenda[Title/Abstract] OR corrigendum[Title/Abstract] OR errata[Title/Abstract] OR erratum[Title/Abstract] OR protocol[Title] OR protocols[Title] OR "case report*"[Title/Abstract] OR "case series"[Title/Abstract] OR "Case Reports" [Publication Type])

Group 7: RAD51C: Outcomes

Database: PubMed/MEDLINE

Platform: US National Library of Medicine

Database Date Coverage: 1946–present

Date Searched: April 17, 2024

Date Limits Used: Publication year: 2000–2024

Other Limits Used: Subset: MEDLINE; Language: English; Exclude publication type and animal studies

(RAD51C[Title/Abstract] OR "RAD51 homolog C"[Title/Abstract] OR FANCO[Title/Abstract] OR "RAD51C protein, human"[Supplementary Concept])

AND (cancer*[Title/Abstract] OR neoplasm*[Title/Abstract] OR carcinoma*[Title/Abstract] OR sarcoma*[Title/Abstract] OR leukemia*[Title/Abstract] OR leukaemia*[Title/Abstract] OR lymphoma*[Title/Abstract] OR malignant[Title/Abstract] OR malignanc*[Title/Abstract] OR adenocarcinoma*[Title/Abstract] OR tumor*[Title/Abstract] OR tumour*[Title/Abstract] OR "Neoplasms"[Mesh:NoExp] OR "Cysts"[Mesh:NoExp] OR "Hamartoma"[Mesh] OR "Neoplasms by Histologic Type"[Mesh] OR "Neoplasms by Site"[Mesh] OR "Neoplasms, Experimental"[Mesh:NoExp] OR "Neoplasms, Hormone-Dependent"[Mesh] OR "Neoplasms, Multiple Primary"[Mesh] OR "Neoplasms, Post-Traumatic"[Mesh] OR "Neoplasms, Radiation-Induced"[Mesh] OR "Neoplasms, Second Primary"[Mesh] OR "Neoplastic Processes"[Mesh] OR "Neoplastic Syndromes, Hereditary"[Mesh] OR "Paraneoplastic Syndromes"[Mesh] OR "Precancerous Conditions"[Mesh] OR "Pregnancy Complications, Neoplastic"[Mesh] OR "Sarcoma"[Mesh] OR "Leukemia"[Mesh] OR "Lymphoma"[Mesh] OR "Carcinoma"[Mesh])

AND ((mutation*[Title/Abstract] OR mutate*[Title/Abstract] OR mutating[Title/Abstract] OR variant*[Title/Abstract] OR variation*[Title/Abstract] OR polymorphism*[Title/Abstract] OR "Polymorphism, Genetic"[Mesh] OR SNP[Title/Abstract] OR heterozyg*[Title/Abstract] OR carrier[Title/Abstract] OR carriers[Title/Abstract] OR monoallelic[Title/Abstract]) NOT ("sinonasal polyposis"[Title/Abstract] OR "sinus node potential"[Title/Abstract] OR "sodium nitroprusside"[Title/Abstract] OR "special needs plan"[Title/Abstract] OR synaptophysin[Title/Abstract]))

AND (mortality[Title/Abstract] OR mortalities[Title/Abstract] OR death[Title/Abstract] OR deaths[Title/Abstract] OR fatalit*[Title/Abstract] OR "Mortality"[Mesh])

AND (english[Language] AND medline[Subset] AND ("2000"[Date - Publication] : "2024"[Date - Publication]))

NOT ("Animals"[Mesh] NOT ("Animals"[Mesh] AND "Humans"[Mesh])) NOT (mice[Title/Abstract] OR mouse[Title/Abstract] OR rat[Title/Abstract] OR rats[Title/Abstract] OR rodent*[Title/Abstract] OR rodentia*[Title/Abstract] OR animal*[Title/Abstract] OR Mice[mesh] OR Rats[mesh] OR Rodentia[mesh] OR Muridae[mesh])

NOT (letter[Publication Type] OR editorial[Publication Type] OR comment[Publication Type] OR news[Publication Type] OR "Congress"[Publication Type] OR "Consensus Development Conference"[Publication Type] OR editorial[Title/Abstract] OR commentary[Title/Abstract] OR "conference abstract"[Title/Abstract] OR "conference proceeding"[Title/Abstract] OR "retracted publication"[Publication Type] OR "retraction of publication"[Publication Type] OR "retraction of publication"[Title/Abstract] OR "retraction notice"[Title] OR "retracted publication"[Title/Abstract] OR "Published Erratum"[Publication Type] OR corrigenda[Title/Abstract] OR corrigendum[Title/Abstract] OR errata[Title/Abstract] OR erratum[Title/Abstract] OR protocol[Title] OR protocols[Title] OR "case report"[Title/Abstract] OR "case series"[Title/Abstract] OR "Case Reports" [Publication Type])

Group 8: RAD51C: Risk Management

Database: PubMed/MEDLINE

Platform: US National Library of Medicine

Database Date Coverage: 1946–present

Date Searched: April 17, 2024

Date Limits Used: Publication year: 2000–2024

Other Limits Used: Subset: MEDLINE; Language: English; Exclude publication type and animal studies

(RAD51C[Title/Abstract] OR "RAD51 homolog C"[Title/Abstract] OR FANCO[Title/Abstract] OR "RAD51C protein, human"[Supplementary Concept])

AND (cancer*[Title/Abstract] OR neoplasm*[Title/Abstract] OR carcinoma*[Title/Abstract] OR sarcoma*[Title/Abstract] OR leukemia*[Title/Abstract] OR leukaemia*[Title/Abstract] OR lymphoma*[Title/Abstract] OR malignant[Title/Abstract] OR malignanc*[Title/Abstract] OR adenocarcinoma*[Title/Abstract] OR tumor*[Title/Abstract] OR tumour*[Title/Abstract] OR "Neoplasms"[Mesh:NoExp] OR "Cysts"[Mesh:NoExp] OR "Hamartoma"[Mesh] OR "Neoplasms by Histologic Type"[Mesh] OR "Neoplasms by Site"[Mesh] OR "Neoplasms, Experimental"[Mesh:NoExp] OR "Neoplasms, Hormone-Dependent"[Mesh] OR "Neoplasms, Multiple Primary"[Mesh] OR "Neoplasms, Post-Traumatic"[Mesh] OR "Neoplasms, Radiation-Induced"[Mesh] OR "Neoplasms, Second Primary"[Mesh] OR "Neoplastic Processes"[Mesh] OR "Neoplastic Syndromes, Hereditary"[Mesh] OR "Paraneoplastic Syndromes"[Mesh] OR "Precancerous Conditions"[Mesh] OR "Pregnancy Complications, Neoplastic"[Mesh] OR "Sarcoma"[Mesh] OR "Leukemia"[Mesh] OR "Lymphoma"[Mesh] OR "Carcinoma"[Mesh])

AND ((mutation*[Title/Abstract] OR mutate*[Title/Abstract] OR mutating[Title/Abstract] OR variant*[Title/Abstract] OR variation*[Title/Abstract] OR polymorphism*[Title/Abstract] OR "Polymorphism, Genetic"[Mesh] OR SNP[Title/Abstract] OR heterozyg*[Title/Abstract] OR carrier[Title/Abstract] OR carriers[Title/Abstract] OR monoallelic[Title/Abstract]) NOT ("sinonasal polyposis"[Title/Abstract] OR "sinus node potential"[Title/Abstract] OR "sodium nitroprusside"[Title/Abstract] OR "special needs plan"[Title/Abstract] OR synaptophysin[Title/Abstract]))

AND (surveillance[Title/Abstract] OR screening[Title/Abstract] OR screen[Title/Abstract] OR screens[Title/Abstract] OR screened[Title/Abstract] OR "risk manage*[Title/Abstract] OR "managing risk*[Title/Abstract] OR mastectom*[Title/Abstract] OR "breast MRI"[Title/Abstract] OR "salpingo oophorectom*[Title/Abstract] OR oophorectom*[Title/Abstract] OR ovariectom* OR "Salpingo-oophorectomy"[Mesh] OR "Ovariectomy"[Mesh] OR "Mass Screening"[Mesh:NoExp] OR "Early Detection of Cancer"[Mesh] OR "Population Surveillance"[Mesh])

AND (english[Language] AND medline[Subset] AND ("2000"[Date - Publication] : "2024"[Date - Publication]))

NOT ("Animals"[Mesh] NOT ("Animals"[Mesh] AND "Humans"[Mesh])) NOT (mice[Title/Abstract] OR mouse[Title/Abstract] OR rat[Title/Abstract] OR rats[Title/Abstract] OR rodent*[Title/Abstract] OR rodentia*[Title/Abstract] OR animal*[Title/Abstract] OR Mice[Mesh] OR Rats[Mesh] OR Rodentia[Mesh] OR Muridae[Mesh])

NOT (letter[Publication Type] OR editorial[Publication Type] OR comment[Publication Type] OR news[Publication Type] OR "Congress"[Publication Type] OR "Consensus Development Conference"[Publication Type] OR editorial[Title/Abstract] OR commentary[Title/Abstract] OR "conference abstract*[Title/Abstract] OR "conference proceeding*[Title/Abstract] OR "retracted publication"[Publication Type] OR "retraction of publication"[Publication Type] OR "retraction of publication"[Title/Abstract] OR

"retraction notice"[Title] OR "retracted publication"[Title/Abstract] OR "Published Erratum"[Publication Type] OR corrigenda[Title/Abstract] OR corrigendum[Title/Abstract] OR errata[Title/Abstract] OR erratum[Title/Abstract] OR protocol[Title] OR protocols[Title] OR "case report*"[Title/Abstract] OR "case series"[Title/Abstract] OR "Case Reports" [Publication Type])

Group 9: RAD51C: Therapeutic Implications

Database: PubMed/MEDLINE

Platform: US National Library of Medicine

Database Date Coverage: 1946–present

Date Searched: April 17, 2024

Date Limits Used: Publication year: 2000–2024

Other Limits Used: Subset: MEDLINE; Language: English; Exclude publication type and animal studies

(RAD51C[Title/Abstract] OR "RAD51 homolog C"[Title/Abstract] OR FANCO[Title/Abstract] OR "RAD51C protein, human"[Supplementary Concept])

AND (cancer*[Title/Abstract] OR neoplasm*[Title/Abstract] OR carcinoma*[Title/Abstract] OR sarcoma*[Title/Abstract] OR leukemia*[Title/Abstract] OR leukaemia*[Title/Abstract] OR lymphoma*[Title/Abstract] OR malignant[Title/Abstract] OR malignanc*[Title/Abstract] OR adenocarcinoma*[Title/Abstract] OR tumor*[Title/Abstract] OR tumour*[Title/Abstract] OR "Neoplasms"[Mesh:NoExp] OR "Cysts"[Mesh:NoExp] OR "Hamartoma"[Mesh] OR "Neoplasms by Histologic Type"[Mesh] OR "Neoplasms by Site"[Mesh] OR "Neoplasms, Experimental"[Mesh:NoExp] OR "Neoplasms, Hormone-Dependent"[Mesh] OR "Neoplasms, Multiple Primary"[Mesh] OR "Neoplasms, Post-Traumatic"[Mesh] OR "Neoplasms, Radiation-Induced"[Mesh] OR "Neoplasms, Second Primary"[Mesh] OR "Neoplastic Processes"[Mesh] OR "Neoplastic Syndromes, Hereditary"[Mesh] OR "Paraneoplastic Syndromes"[Mesh] OR "Precancerous Conditions"[Mesh] OR "Pregnancy Complications, Neoplastic"[Mesh] OR "Sarcoma"[Mesh] OR "Leukemia"[Mesh] OR "Lymphoma"[Mesh] OR "Carcinoma"[Mesh])

AND ((mutation*[Title/Abstract] OR mutate*[Title/Abstract] OR mutating[Title/Abstract] OR variant*[Title/Abstract] OR variation*[Title/Abstract] OR polymorphism*[Title/Abstract] OR "Polymorphism, Genetic"[Mesh] OR SNP[Title/Abstract] OR heterozyg*[Title/Abstract] OR carrier[Title/Abstract] OR carriers[Title/Abstract] OR monoallelic[Title/Abstract]) NOT ("sinonasal polyposis"[Title/Abstract] OR "sinus node potential"[Title/Abstract] OR "sodium nitroprusside"[Title/Abstract] OR "special needs plan"[Title/Abstract] OR synaptophysin[Title/Abstract]))

AND (chemotherap*[Title/Abstract] OR "targeted therap*" [Title/Abstract] OR immunotherap*[Title/Abstract] OR "immunosuppression therap*" [Title/Abstract] OR "precision medicine"[Title/Abstract] OR "personalized medicine"[Title/Abstract] OR "clinical trial*" [Title/Abstract] OR radiotherap*[Title/Abstract] OR "radiation therap*" [Title/Abstract] OR "Molecular Targeted Therapy"[Mesh] OR "Radiotherapy"[Mesh] OR "Immunotherapy"[Mesh] OR "Precision Medicine"[Mesh] OR "Antineoplastic Protocols"[Mesh] OR "Chemotherapy, Adjuvant"[Mesh])

AND (english[Language] AND medline[Subset] AND ("2000"[Date - Publication] : "2024"[Date - Publication]))

NOT ("Animals"[Mesh] NOT ("Animals"[Mesh] AND "Humans"[Mesh])) NOT (mice[Title/Abstract] OR mouse[Title/Abstract] OR rat[Title/Abstract] OR rats[Title/Abstract] OR rodent*[Title/Abstract] OR rodentia*[Title/Abstract] OR animal*[Title/Abstract] OR Mice[mesh] OR Rats[mesh] OR Rodentia[mesh] OR Muridae[mesh])

NOT (letter[Publication Type] OR editorial[Publication Type] OR comment[Publication Type] OR news[Publication Type] OR "Congress"[Publication Type] OR "Consensus Development Conference"[Publication Type] OR editorial[Title/Abstract] OR commentary[Title/Abstract] OR "conference abstract*" [Title/Abstract] OR "conference proceeding*" [Title/Abstract] OR "retracted publication"[Publication Type] OR "retraction of publication"[Publication Type] OR "retraction of publication"[Title/Abstract] OR "retraction notice"[Title] OR "retracted publication"[Title/Abstract] OR "Published Erratum"[Publication Type])

OR corrigenda[Title/Abstract] OR corrigendum[Title/Abstract] OR errata[Title/Abstract] OR
erratum[Title/Abstract] OR protocol[Title] OR protocols[Title] OR "case report*[Title/Abstract] OR "case
series"[Title/Abstract] OR "Case Reports" [Publication Type])

RAD51D

Overall search on RAD51D

Database: PubMed/MEDLINE

Platform: US National Library of Medicine

Database Date Coverage: 1946–present

Date Searched: April 17, 2024

Date Limits Used: Publication year: 2000–2024

Other Limits Used: Subset: MEDLINE; Language: English; Exclude publication type and animal studies

("RAD51D protein, human"[Supplementary Concept] OR RAD51D[Title/Abstract] OR "TRAD protein"[Title/Abstract] OR "RAD51L3 protein"[Title/Abstract] OR "RAD51 like 3"[Title/Abstract:~0])

AND (cancer*[Title/Abstract] OR neoplasm*[Title/Abstract] OR carcinoma*[Title/Abstract] OR sarcoma*[Title/Abstract] OR leukemia*[Title/Abstract] OR leukaemia*[Title/Abstract] OR lymphoma*[Title/Abstract] OR malignant[Title/Abstract] OR malignanc*[Title/Abstract] OR adenocarcinoma*[Title/Abstract] OR tumor*[Title/Abstract] OR tumour*[Title/Abstract] OR "Neoplasms"[Mesh:NoExp] OR "Cysts"[Mesh:NoExp] OR "Hamartoma"[Mesh] OR "Neoplasms by Histologic Type"[Mesh] OR "Neoplasms by Site"[Mesh] OR "Neoplasms, Experimental"[Mesh:NoExp] OR "Neoplasms, Hormone-Dependent"[Mesh] OR "Neoplasms, Multiple Primary"[Mesh] OR "Neoplasms, Post-Traumatic"[Mesh] OR "Neoplasms, Radiation-Induced"[Mesh] OR "Neoplasms, Second Primary"[Mesh] OR "Neoplastic Processes"[Mesh] OR "Neoplastic Syndromes, Hereditary"[Mesh] OR "Paraneoplastic Syndromes"[Mesh] OR "Precancerous Conditions"[Mesh] OR "Pregnancy Complications, Neoplastic"[Mesh] OR "Sarcoma"[Mesh] OR "Leukemia"[Mesh] OR "Lymphoma"[Mesh] OR "Carcinoma"[Mesh])

AND ((mutation*[Title/Abstract] OR mutate*[Title/Abstract] OR mutating[Title/Abstract] OR variant*[Title/Abstract] OR variation*[Title/Abstract] OR polymorphism*[Title/Abstract] OR "Polymorphism, Genetic"[Mesh] OR SNP[Title/Abstract] OR heterozyg*[Title/Abstract] OR carrier[Title/Abstract] OR carriers[Title/Abstract] OR monoallelic[Title/Abstract]) NOT ("sinonasal polyposis"[Title/Abstract] OR "sinus node potential"[Title/Abstract] OR "sodium nitroprusside"[Title/Abstract] OR "special needs plan"[Title/Abstract] OR synaptophysin[Title/Abstract]))

AND (English[Language] AND medline[Subset] AND ("2000"[Date - Publication] : "2024"[Date - Publication]))

NOT ("Animals"[Mesh] NOT ("Animals"[Mesh] AND "Humans"[Mesh])) NOT (mice[Title/Abstract] OR mouse[Title/Abstract] OR rat[Title/Abstract] OR rats[Title/Abstract] OR rodent*[Title/Abstract] OR rodentia*[Title/Abstract] OR animal*[Title/Abstract] OR Mice[mesh] OR Rats[mesh] OR Rodentia[mesh] OR Muridae[mesh])

NOT (letter[Publication Type] OR editorial[Publication Type] OR comment[Publication Type] OR news[Publication Type] OR "Congress"[Publication Type] OR "Consensus Development Conference"[Publication Type] OR editorial[Title/Abstract] OR commentary[Title/Abstract] OR "conference abstract*" [Title/Abstract] OR "conference proceeding*" [Title/Abstract] OR "retracted publication"[Publication Type] OR "retraction of publication"[Publication Type] OR "retraction of publication"[Title/Abstract] OR "retraction notice"[Title] OR "retracted publication"[Title/Abstract] OR "Published Erratum"[Publication Type] OR corrigenda[Title/Abstract] OR corrigendum[Title/Abstract] OR errata[Title/Abstract] OR erratum[Title/Abstract] OR protocol[Title] OR protocols[Title] OR "case report*" [Title/Abstract] OR "case series"[Title/Abstract] OR "Case Reports" [Publication Type])

Group 1: RAD51D: Cancer Risk Estimation All Cancers

Database: PubMed/MEDLINE

Platform: US National Library of Medicine

Database Date Coverage: 1946–present

Date Searched: April 17, 2024

Date Limits Used: Publication year: 2000–2024

Other Limits Used: Subset: MEDLINE; Language: English; Exclude publication type and animal studies

("RAD51D protein, human" [Supplementary Concept] OR RAD51D[Title/Abstract] OR "TRAD protein"[Title/Abstract] OR "RAD51L3 protein"[Title/Abstract] OR "RAD51 like 3"[Title/Abstract:~0])

AND (cancer*[Title/Abstract] OR neoplasm*[Title/Abstract] OR carcinoma*[Title/Abstract] OR sarcoma*[Title/Abstract] OR leukemia*[Title/Abstract] OR leukaemia*[Title/Abstract] OR lymphoma*[Title/Abstract] OR malignant[Title/Abstract] OR malignanc*[Title/Abstract] OR adenocarcinoma*[Title/Abstract] OR tumor*[Title/Abstract] OR tumour*[Title/Abstract] OR "Neoplasms"[Mesh:NoExp] OR "Cysts"[Mesh:NoExp] OR "Hamartoma"[Mesh] OR "Neoplasms by Histologic Type"[Mesh] OR "Neoplasms by Site"[Mesh] OR "Neoplasms, Experimental"[Mesh:NoExp] OR "Neoplasms, Hormone-Dependent"[Mesh] OR "Neoplasms, Multiple Primary"[Mesh] OR "Neoplasms, Post-Traumatic"[Mesh] OR "Neoplasms, Radiation-Induced"[Mesh] OR "Neoplasms, Second Primary"[Mesh] OR "Neoplastic Processes"[Mesh] OR "Neoplastic Syndromes, Hereditary"[Mesh] OR "Paraneoplastic Syndromes"[Mesh] OR "Precancerous Conditions"[Mesh] OR "Pregnancy Complications, Neoplastic"[Mesh] OR "Sarcoma"[Mesh] OR "Leukemia"[Mesh] OR "Lymphoma"[Mesh] OR "Carcinoma"[Mesh])

AND ((mutation*[Title/Abstract] OR mutate*[Title/Abstract] OR mutating[Title/Abstract] OR variant*[Title/Abstract] OR variation*[Title/Abstract] OR polymorphism*[Title/Abstract] OR "Polymorphism, Genetic"[Mesh] OR SNP[Title/Abstract] OR heterozyg*[Title/Abstract] OR carrier[Title/Abstract] OR carriers[Title/Abstract] OR monoallelic[Title/Abstract]) NOT ("sinonasal polyposis"[Title/Abstract] OR "sinus node potential"[Title/Abstract] OR "sodium nitroprusside"[Title/Abstract] OR "special needs plan"[Title/Abstract] OR synaptophysin[Title/Abstract]))

AND (risk[Title/Abstract] OR risks[Title/Abstract] OR likelihood*[Title/Abstract] OR probability*[Title/Abstract] OR "Risk"[Majr])

AND (english[Language] AND medline[Subset] AND ("2000"[Date - Publication] : "2024"[Date - Publication]))

NOT ("Animals"[Mesh] NOT ("Animals"[Mesh] AND "Humans"[Mesh])) NOT (mice[Title/Abstract] OR mouse[Title/Abstract] OR rat[Title/Abstract] OR rats[Title/Abstract] OR rodent*[Title/Abstract] OR rodentia*[Title/Abstract] OR animal*[Title/Abstract] OR Mice[Mesh] OR Rats[Mesh] OR Rodentia[Mesh] OR Muridae[Mesh])

NOT (letter[Publication Type] OR editorial[Publication Type] OR comment[Publication Type] OR news[Publication Type] OR "Congress"[Publication Type] OR "Consensus Development Conference"[Publication Type] OR editorial[Title/Abstract] OR commentary[Title/Abstract] OR "conference abstract*[Title/Abstract] OR "conference proceeding*[Title/Abstract] OR "retracted publication"[Publication Type] OR "retraction of publication"[Publication Type] OR "retraction of publication"[Title/Abstract] OR "retraction notice"[Title] OR "retracted publication"[Title/Abstract] OR "Published Erratum"[Publication Type] OR corrigenda[Title/Abstract] OR corrigendum[Title/Abstract] OR errata[Title/Abstract] OR erratum[Title/Abstract] OR protocol[Title] OR protocols[Title] OR "case report*[Title/Abstract] OR "case series"[Title/Abstract] OR "Case Reports" [Publication Type])

Group 2: RAD51D: Cancer Risk Estimation 2 Specific Cancers

Database: PubMed/MEDLINE

Platform: US National Library of Medicine

Database Date Coverage: 1946–present

Date Searched: April 17, 2024

Date Limits Used: Publication year: 2000–2024

Other Limits Used: Subset: MEDLINE; Language: English; Exclude publication type and animal studies

("RAD51D protein, human" [Supplementary Concept] OR RAD51D[Title/Abstract] OR "TRAD protein"[Title/Abstract] OR "RAD51L3 protein"[Title/Abstract] OR "RAD51 like 3"[Title/Abstract:~0])

AND ("Breast Neoplasms"[Mesh] OR "breast cancer*" [Title/Abstract] OR "breast neoplasm*" [Title/Abstract] OR "mammary cancer*" [Title/Abstract] OR "breast tumor*" [Title/Abstract] OR "breast tumour*" [Title/Abstract] OR "breast carcinoma*" [Title/Abstract] OR "Ovarian Neoplasms"[Mesh] OR "ovarian cancer*" [Title/Abstract] OR "ovarian neoplasm*" [Title/Abstract] OR "ovarian tumor*" [Title/Abstract] OR "ovarian tumour*" [Title/Abstract] OR "ovarian carcinoma*" [Title/Abstract:~2] OR "ovary tumor" [Title/Abstract:~2] OR "ovary tumors" [Title/Abstract:~2] OR "ovary tumour" [Title/Abstract:~2] OR "ovary tumours" [Title/Abstract:~2] OR "ovary carcinoma*" [Title/Abstract])

AND ((mutation* [Title/Abstract] OR mutate* [Title/Abstract] OR mutating [Title/Abstract] OR variant* [Title/Abstract] OR variation* [Title/Abstract] OR polymorphism* [Title/Abstract] OR "Polymorphism, Genetic"[Mesh] OR SNP [Title/Abstract] OR heterozyg* [Title/Abstract] OR carrier [Title/Abstract] OR carriers [Title/Abstract] OR monoallelic [Title/Abstract])) NOT ("sinonasal polyposis" [Title/Abstract] OR "sinus node potential" [Title/Abstract] OR "sodium nitroprusside" [Title/Abstract] OR "special needs plan" [Title/Abstract] OR synaptophysin [Title/Abstract])

AND (risk [Title/Abstract] OR risks [Title/Abstract] OR likelihood* [Title/Abstract] OR probabilit* [Title/Abstract] OR "Risk" [Majr])

AND (english [Language] AND medline [Subset] AND ("2000" [Date - Publication] : "2024" [Date - Publication]))

NOT ("Animals" [Mesh] NOT ("Animals" [Mesh] AND "Humans" [Mesh])) NOT (mice [Title/Abstract] OR mouse [Title/Abstract] OR rat [Title/Abstract] OR rats [Title/Abstract] OR rodent* [Title/Abstract] OR rodentia* [Title/Abstract] OR animal* [Title/Abstract] OR Mice [mesh] OR Rats [mesh] OR Rodentia [mesh] OR Muridae [mesh])

NOT (letter [Publication Type] OR editorial [Publication Type] OR comment [Publication Type] OR news [Publication Type] OR "Congress" [Publication Type] OR "Consensus Development Conference" [Publication Type] OR editorial [Title/Abstract] OR commentary [Title/Abstract] OR "conference abstract*" [Title/Abstract] OR "conference proceeding*" [Title/Abstract] OR "retracted publication" [Publication Type] OR "retraction of publication" [Publication Type] OR "retraction of publication" [Title/Abstract] OR "retraction notice" [Title] OR "retracted publication" [Title/Abstract] OR "Published Erratum" [Publication Type] OR corrigenda [Title/Abstract] OR corrigendum [Title/Abstract] OR errata [Title/Abstract] OR erratum [Title/Abstract] OR protocol [Title] OR protocols [Title] OR "case report*" [Title/Abstract] OR "case series" [Title/Abstract] OR "Case Reports" [Publication Type])

Group 3: RAD51D: Modifier: Polygenic Risk Score

Database: PubMed/MEDLINE

Platform: US National Library of Medicine

Database Date Coverage: 1946–present

Date Searched: April 17, 2024

Date Limits Used: Publication year: 2000–2024

Other Limits Used: Subset: MEDLINE; Language: English; Exclude publication type and animal studies

("RAD51D protein, human" [Supplementary Concept] OR RAD51D[Title/Abstract] OR "TRAD protein"[Title/Abstract] OR "RAD51L3 protein"[Title/Abstract] OR "RAD51 like 3"[Title/Abstract:~0])

AND (cancer*[Title/Abstract] OR neoplasm*[Title/Abstract] OR carcinoma*[Title/Abstract] OR sarcoma*[Title/Abstract] OR leukemia*[Title/Abstract] OR leukaemia*[Title/Abstract] OR lymphoma*[Title/Abstract] OR malignant[Title/Abstract] OR malignanc*[Title/Abstract] OR adenocarcinoma*[Title/Abstract] OR tumor*[Title/Abstract] OR tumour*[Title/Abstract] OR "Neoplasms"[Mesh:NoExp] OR "Cysts"[Mesh:NoExp] OR "Hamartoma"[Mesh] OR "Neoplasms by Histologic Type"[Mesh] OR "Neoplasms by Site"[Mesh] OR "Neoplasms, Experimental"[Mesh:NoExp] OR "Neoplasms, Hormone-Dependent"[Mesh] OR "Neoplasms, Multiple Primary"[Mesh] OR "Neoplasms, Post-Traumatic"[Mesh] OR "Neoplasms, Radiation-Induced"[Mesh] OR "Neoplasms, Second Primary"[Mesh] OR "Neoplastic Processes"[Mesh] OR "Neoplastic Syndromes, Hereditary"[Mesh] OR "Paraneoplastic Syndromes"[Mesh] OR "Precancerous Conditions"[Mesh] OR "Pregnancy Complications, Neoplastic"[Mesh] OR "Sarcoma"[Mesh] OR "Leukemia"[Mesh] OR "Lymphoma"[Mesh] OR "Carcinoma"[Mesh])

AND ((polygenic*[Title/Abstract] OR PRS[Title/Abstract] OR PGS[Title/Abstract] OR SNP[Title/Abstract] OR SNPs[Title/Abstract] OR "single nucleotide polymorphism"[Title/Abstract] OR SNV[Title/Abstract] OR "single nucleotide variant"[Title/Abstract] OR "multigenic trait"[Title/Abstract] OR "oligogenic trait"[Title/Abstract] OR "complex trait"[Title/Abstract] OR "multifactorial inheritance"[Title/Abstract] OR "complex inheritance"[Title/Abstract] OR "Multifactorial Inheritance"[Mesh] OR "Polymorphism, Single Nucleotide"[Mesh]) NOT ("Peak Radial Strain"[Title/Abstract] OR "Prognostic risk signature"[Title/Abstract] OR "prolyl-tRNA synthetase"[Title/Abstract] OR "Pierre Robin syndrome"[Title/Abstract] OR "prevalence ratios"[Title/Abstract] OR "Public regulated service"[Title/Abstract:~0] OR "Plastic Reconstructive surgery"[Title/Abstract] OR prostaglandins[Title/Abstract] OR "public green space"[Title/Abstract]))

AND (english[Language] AND medline[Subset] AND ("2000"[Date - Publication] : "2024"[Date - Publication]))

NOT ("Animals"[Mesh] NOT ("Animals"[Mesh] AND "Humans"[Mesh])) NOT (mice[Title/Abstract] OR mouse[Title/Abstract] OR rat[Title/Abstract] OR rats[Title/Abstract] OR rodent*[Title/Abstract] OR rodentia*[Title/Abstract] OR animal*[Title/Abstract] OR Mice[mesh] OR Rats[mesh] OR Rodentia[mesh] OR Muridae[mesh])

NOT (letter[Publication Type] OR editorial[Publication Type] OR comment[Publication Type] OR news[Publication Type] OR "Congress"[Publication Type] OR "Consensus Development Conference"[Publication Type] OR editorial[Title/Abstract] OR commentary[Title/Abstract] OR "conference abstract"[Title/Abstract] OR "conference proceeding"[Title/Abstract] OR "retracted publication"[Publication Type] OR "retraction of publication"[Publication Type] OR "retraction of publication"[Title/Abstract] OR "retraction notice"[Title] OR "retracted publication"[Title/Abstract] OR "Published Erratum"[Publication Type] OR corrigenda[Title/Abstract] OR corrigendum[Title/Abstract] OR errata[Title/Abstract] OR erratum[Title/Abstract] OR protocol[Title] OR protocols[Title] OR "case report"[Title/Abstract] OR "case series"[Title/Abstract] OR "Case Reports" [Publication Type])

Group 4: RAD51D: Modifiers Other

Database: PubMed/MEDLINE

Platform: US National Library of Medicine

Database Date Coverage: 1946–present

Date Searched: April 17, 2024

Date Limits Used: Publication year: 2000–2024

Other Limits Used: Subset: MEDLINE; Language: English; Exclude publication type and animal studies

("RAD51D protein, human" [Supplementary Concept] OR RAD51D[Title/Abstract] OR "TRAD protein"[Title/Abstract] OR "RAD51L3 protein"[Title/Abstract] OR "RAD51 like 3"[Title/Abstract:~0])

AND (cancer*[Title/Abstract] OR neoplasm*[Title/Abstract] OR carcinoma*[Title/Abstract] OR sarcoma*[Title/Abstract] OR leukemia*[Title/Abstract] OR leukaemia*[Title/Abstract] OR lymphoma*[Title/Abstract] OR malignant[Title/Abstract] OR malignanc*[Title/Abstract] OR adenocarcinoma*[Title/Abstract] OR tumor*[Title/Abstract] OR tumour*[Title/Abstract] OR "Neoplasms"[Mesh:NoExp] OR "Cysts"[Mesh:NoExp] OR "Hamartoma"[Mesh] OR "Neoplasms by Histologic Type"[Mesh] OR "Neoplasms by Site"[Mesh] OR "Neoplasms, Experimental"[Mesh:NoExp] OR "Neoplasms, Hormone-Dependent"[Mesh] OR "Neoplasms, Multiple Primary"[Mesh] OR "Neoplasms, Post-Traumatic"[Mesh] OR "Neoplasms, Radiation-Induced"[Mesh] OR "Neoplasms, Second Primary"[Mesh] OR "Neoplastic Processes"[Mesh] OR "Neoplastic Syndromes, Hereditary"[Mesh] OR "Paraneoplastic Syndromes"[Mesh] OR "Precancerous Conditions"[Mesh] OR "Pregnancy Complications, Neoplastic"[Mesh] OR "Sarcoma"[Mesh] OR "Leukemia"[Mesh] OR "Lymphoma"[Mesh] OR "Carcinoma"[Mesh])

AND ((mutation*[Title/Abstract] OR mutate*[Title/Abstract] OR mutating[Title/Abstract] OR variant*[Title/Abstract] OR variation*[Title/Abstract] OR polymorphism*[Title/Abstract] OR "Polymorphism, Genetic"[Mesh] OR SNP[Title/Abstract] OR heterozyg*[Title/Abstract] OR carrier[Title/Abstract] OR carriers[Title/Abstract] OR monoallelic[Title/Abstract]) NOT ("sinonasal polyposis"[Title/Abstract] OR "sinus node potential"[Title/Abstract] OR "sodium nitroprusside"[Title/Abstract] OR "special needs plan"[Title/Abstract] OR synaptophysin[Title/Abstract]))

AND (chemoprevent*[Title/Abstract] OR chemosensitiv*[Title/Abstract] OR "chemotherapy sensitiv*[Title/Abstract] OR "radiation sensitiv*[Title/Abstract] OR "risk reduction"[Title/Abstract:~2] OR "reduce risk"[Title/Abstract:~2] OR "reduce risks"[Title/Abstract:~2] OR "reduced risk"[Title/Abstract:~2] OR "reduced risks"[Title/Abstract:~2] OR "Chemoprevention"[Mesh])

AND (english[Language] AND medline[Subset] AND ("2000"[Date - Publication] : "2024"[Date - Publication]))

NOT ("Animals"[Mesh] NOT ("Animals"[Mesh] AND "Humans"[Mesh])) NOT (mice[Title/Abstract] OR mouse[Title/Abstract] OR rat[Title/Abstract] OR rats[Title/Abstract] OR rodent*[Title/Abstract] OR rodentia*[Title/Abstract] OR animal*[Title/Abstract] OR Mice[mesh] OR Rats[mesh] OR Rodentia[mesh] OR Muridae[mesh])

NOT (letter[Publication Type] OR editorial[Publication Type] OR comment[Publication Type] OR news[Publication Type] OR editorial[Title/Abstract] OR commentary[Title/Abstract] OR "retracted publication"[Publication Type] OR "retraction of publication"[Publication Type] OR "retraction of publication"[Title/Abstract] OR "retraction notice"[Title] OR "retracted publication"[Title/Abstract] OR "Published Erratum"[Publication Type] OR corrigenda[Title/Abstract] OR corrigendum[Title/Abstract] OR errata[Title/Abstract] OR erratum[Title/Abstract] OR protocol[Title] OR protocols[Title])

Group 5: RAD51D: Generating Personalized Risks

Database: PubMed/MEDLINE

Platform: US National Library of Medicine

Database Date Coverage: 1946–present

Date Searched: April 17, 2024

Date Limits Used: Publication year: 2000–2024

Other Limits Used: Subset: MEDLINE; Language: English; Exclude publication type and animal studies

("RAD51D protein, human" [Supplementary Concept] OR RAD51D[Title/Abstract] OR "TRAD protein"[Title/Abstract] OR "RAD51L3 protein"[Title/Abstract] OR "RAD51 like 3"[Title/Abstract:~0])

AND (cancer*[Title/Abstract] OR neoplasm*[Title/Abstract] OR carcinoma*[Title/Abstract] OR sarcoma*[Title/Abstract] OR leukemia*[Title/Abstract] OR leukaemia*[Title/Abstract] OR lymphoma*[Title/Abstract] OR malignant[Title/Abstract] OR malignanc*[Title/Abstract] OR adenocarcinoma*[Title/Abstract] OR tumor*[Title/Abstract] OR tumour*[Title/Abstract] OR "Neoplasms"[Mesh:NoExp] OR "Cysts"[Mesh:NoExp] OR "Hamartoma"[Mesh] OR "Neoplasms by Histologic Type"[Mesh] OR "Neoplasms by Site"[Mesh] OR "Neoplasms, Experimental"[Mesh:NoExp] OR "Neoplasms, Hormone-Dependent"[Mesh] OR "Neoplasms, Multiple Primary"[Mesh] OR "Neoplasms, Post-Traumatic"[Mesh] OR "Neoplasms, Radiation-Induced"[Mesh] OR "Neoplasms, Second Primary"[Mesh] OR "Neoplastic Processes"[Mesh] OR "Neoplastic Syndromes, Hereditary"[Mesh] OR "Paraneoplastic Syndromes"[Mesh] OR "Precancerous Conditions"[Mesh] OR "Pregnancy Complications, Neoplastic"[Mesh] OR "Sarcoma"[Mesh] OR "Leukemia"[Mesh] OR "Lymphoma"[Mesh] OR "Carcinoma"[Mesh])

AND ((mutation*[Title/Abstract] OR mutate*[Title/Abstract] OR mutating[Title/Abstract] OR variant*[Title/Abstract] OR variation*[Title/Abstract] OR polymorphism*[Title/Abstract] OR "Polymorphism, Genetic"[Mesh] OR SNP[Title/Abstract] OR heterozyg*[Title/Abstract] OR carrier[Title/Abstract] OR carriers[Title/Abstract] OR monoallelic[Title/Abstract]) NOT ("sinonasal polyposis"[Title/Abstract] OR "sinus node potential"[Title/Abstract] OR "sodium nitroprusside"[Title/Abstract] OR "special needs plan"[Title/Abstract] OR synaptophysin[Title/Abstract]))

AND (("risk model"[Title/Abstract] OR "risk predict"[Title/Abstract] OR "predicting risk"[Title/Abstract] OR multifactorial[Title/Abstract] OR "integrated risk"[Title/Abstract] OR "personalized risk"[Title/Abstract] OR "personal risk"[Title/Abstract]) AND (genetic[Title/Abstract] OR genetics[Title/Abstract] OR inherit*[Title/Abstract] OR familial[Title/Abstract] OR hereditary[Title/Abstract]))

AND (english[Language] AND medline[Subset] AND ("2000"[Date - Publication] : "2024"[Date - Publication]))

NOT ("Animals"[Mesh] NOT ("Animals"[Mesh] AND "Humans"[Mesh])) NOT (mice[Title/Abstract] OR mouse[Title/Abstract] OR rat[Title/Abstract] OR rats[Title/Abstract] OR rodent*[Title/Abstract] OR rodentia*[Title/Abstract] OR animal*[Title/Abstract] OR Mice[Mesh] OR Rats[Mesh] OR Rodentia[Mesh] OR Muridae[Mesh])

NOT (letter[Publication Type] OR editorial[Publication Type] OR comment[Publication Type] OR news[Publication Type] OR "Congress"[Publication Type] OR "Consensus Development Conference"[Publication Type] OR editorial[Title/Abstract] OR commentary[Title/Abstract] OR "conference abstract"[Title/Abstract] OR "conference proceeding"[Title/Abstract] OR "retracted publication"[Publication Type] OR "retraction of publication"[Publication Type] OR "retraction of publication"[Title/Abstract] OR "retraction notice"[Title] OR "retracted publication"[Title/Abstract] OR "Published Erratum"[Publication Type] OR corrigenda[Title/Abstract] OR corrigendum[Title/Abstract] OR errata[Title/Abstract] OR erratum[Title/Abstract] OR protocol[Title] OR protocols[Title] OR "case report"[Title/Abstract] OR "case series"[Title/Abstract] OR "Case Reports" [Publication Type])

Group 6: RAD51D: Pathology

Database: PubMed/MEDLINE

Platform: US National Library of Medicine

Database Date Coverage: 1946–present

Date Searched: April 17, 2024

Date Limits Used: Publication year: 2000–2024

Other Limits Used: Subset: MEDLINE; Language: English; Exclude publication type and animal studies

("RAD51D protein, human" [Supplementary Concept] OR RAD51D[Title/Abstract] OR "TRAD protein"[Title/Abstract] OR "RAD51L3 protein"[Title/Abstract] OR "RAD51 like 3"[Title/Abstract:~0])

AND (cancer*[Title/Abstract] OR neoplasm*[Title/Abstract] OR carcinoma*[Title/Abstract] OR sarcoma*[Title/Abstract] OR leukemia*[Title/Abstract] OR leukaemia*[Title/Abstract] OR lymphoma*[Title/Abstract] OR malignant[Title/Abstract] OR malignanc*[Title/Abstract] OR adenocarcinoma*[Title/Abstract] OR tumor*[Title/Abstract] OR tumour*[Title/Abstract] OR "Neoplasms"[Mesh:NoExp] OR "Cysts"[Mesh:NoExp] OR "Hamartoma"[Mesh] OR "Neoplasms by Histologic Type"[Mesh] OR "Neoplasms by Site"[Mesh] OR "Neoplasms, Experimental"[Mesh:NoExp] OR "Neoplasms, Hormone-Dependent"[Mesh] OR "Neoplasms, Multiple Primary"[Mesh] OR "Neoplasms, Post-Traumatic"[Mesh] OR "Neoplasms, Radiation-Induced"[Mesh] OR "Neoplasms, Second Primary"[Mesh] OR "Neoplastic Processes"[Mesh] OR "Neoplastic Syndromes, Hereditary"[Mesh] OR "Paraneoplastic Syndromes"[Mesh] OR "Precancerous Conditions"[Mesh] OR "Pregnancy Complications, Neoplastic"[Mesh] OR "Sarcoma"[Mesh] OR "Leukemia"[Mesh] OR "Lymphoma"[Mesh] OR "Carcinoma"[Mesh])

AND ((mutation*[Title/Abstract] OR mutate*[Title/Abstract] OR mutating[Title/Abstract] OR variant*[Title/Abstract] OR variation*[Title/Abstract] OR polymorphism*[Title/Abstract] OR "Polymorphism, Genetic"[Mesh] OR SNP[Title/Abstract] OR heterozyg*[Title/Abstract] OR carrier[Title/Abstract] OR carriers[Title/Abstract] OR monoallelic[Title/Abstract]) NOT ("sinonasal polyposis"[Title/Abstract] OR "sinus node potential"[Title/Abstract] OR "sodium nitroprusside"[Title/Abstract] OR "special needs plan"[Title/Abstract] OR synaptophysin[Title/Abstract]))

AND (grade*[Title/Abstract] OR grading[Title/Abstract] OR "lymph node*" [Title/Abstract] OR stage*[Title/Abstract] OR staging[Title/Abstract] OR "Neoplasm Staging"[Mesh] OR "estrogen receptor*" [Title/Abstract] OR "progesterone receptor*" [Title/Abstract] OR HER2[Title/Abstract] OR pathology[Title/Abstract] OR "mutational signature*" [Title/Abstract] OR "mutation signature*" [Title/Abstract] OR "homologous recombination deficienc*" [Title/Abstract] OR "loss of heterozygosity" [Title/Abstract] OR "biallelic inactivation" [Title/Abstract] OR TP53[Title/Abstract] OR methylation[Title/Abstract] OR "monoallelic inactivation*" [Title/Abstract] OR "Receptors, Estrogen"[Mesh] OR "Receptors, Progesterone"[Mesh])

AND (english[Language] AND medline[Subset] AND ("2000"[Date - Publication] : "2024"[Date - Publication]))

NOT ("Animals"[Mesh] NOT ("Animals"[Mesh] AND "Humans"[Mesh])) NOT (mice[Title/Abstract] OR mouse[Title/Abstract] OR rat[Title/Abstract] OR rats[Title/Abstract] OR rodent*[Title/Abstract] OR rodentia*[Title/Abstract] OR animal*[Title/Abstract] OR Mice[Mesh] OR Rats[Mesh] OR Rodentia[Mesh] OR Muridae[Mesh])

NOT (letter[Publication Type] OR editorial[Publication Type] OR comment[Publication Type] OR news[Publication Type] OR "Congress"[Publication Type] OR "Consensus Development Conference"[Publication Type] OR editorial[Title/Abstract] OR commentary[Title/Abstract] OR "conference abstract*" [Title/Abstract] OR "conference proceeding*" [Title/Abstract] OR "retracted publication" [Publication Type] OR "retraction of publication" [Publication Type] OR "retraction of publication" [Title/Abstract] OR "retraction notice" [Title] OR "retracted publication" [Title/Abstract] OR "Published Erratum" [Publication Type])

OR corrigenda[Title/Abstract] OR corrigendum[Title/Abstract] OR errata[Title/Abstract] OR
erratum[Title/Abstract] OR protocol[Title] OR protocols[Title] OR "case report"[Title/Abstract] OR "case
series"[Title/Abstract] OR "Case Reports" [Publication Type])

Group 7: RAD51D: Outcomes

Database: PubMed/MEDLINE

Platform: US National Library of Medicine

Database Date Coverage: 1946–present

Date Searched: April 17, 2024

Date Limits Used: Publication year: 2000–2024

Other Limits Used: Subset: MEDLINE; Language: English; Exclude publication type and animal studies

("RAD51D protein, human" [Supplementary Concept] OR RAD51D[Title/Abstract] OR "TRAD protein"[Title/Abstract] OR "RAD51L3 protein"[Title/Abstract] OR "RAD51 like 3"[Title/Abstract:~0])

AND (cancer*[Title/Abstract] OR neoplasm*[Title/Abstract] OR carcinoma*[Title/Abstract] OR sarcoma*[Title/Abstract] OR leukemia*[Title/Abstract] OR leukaemia*[Title/Abstract] OR lymphoma*[Title/Abstract] OR malignant[Title/Abstract] OR malignanc*[Title/Abstract] OR adenocarcinoma*[Title/Abstract] OR tumor*[Title/Abstract] OR tumour*[Title/Abstract] OR "Neoplasms"[Mesh:NoExp] OR "Cysts"[Mesh:NoExp] OR "Hamartoma"[Mesh] OR "Neoplasms by Histologic Type"[Mesh] OR "Neoplasms by Site"[Mesh] OR "Neoplasms, Experimental"[Mesh:NoExp] OR "Neoplasms, Hormone-Dependent"[Mesh] OR "Neoplasms, Multiple Primary"[Mesh] OR "Neoplasms, Post-Traumatic"[Mesh] OR "Neoplasms, Radiation-Induced"[Mesh] OR "Neoplasms, Second Primary"[Mesh] OR "Neoplastic Processes"[Mesh] OR "Neoplastic Syndromes, Hereditary"[Mesh] OR "Paraneoplastic Syndromes"[Mesh] OR "Precancerous Conditions"[Mesh] OR "Pregnancy Complications, Neoplastic"[Mesh] OR "Sarcoma"[Mesh] OR "Leukemia"[Mesh] OR "Lymphoma"[Mesh] OR "Carcinoma"[Mesh])

AND ((mutation*[Title/Abstract] OR mutate*[Title/Abstract] OR mutating[Title/Abstract] OR variant*[Title/Abstract] OR variation*[Title/Abstract] OR polymorphism*[Title/Abstract] OR "Polymorphism, Genetic"[Mesh] OR SNP[Title/Abstract] OR heterozyg*[Title/Abstract] OR carrier[Title/Abstract] OR carriers[Title/Abstract] OR monoallelic[Title/Abstract]) NOT ("sinonasal polyposis"[Title/Abstract] OR "sinus node potential"[Title/Abstract] OR "sodium nitroprusside"[Title/Abstract] OR "special needs plan"[Title/Abstract] OR synaptophysin[Title/Abstract]))

AND (mortality[Title/Abstract] OR mortalities[Title/Abstract] OR death[Title/Abstract] OR deaths[Title/Abstract] OR fatalit*[Title/Abstract] OR "Mortality"[Mesh])

AND (english[Language] AND medline[Subset] AND ("2000"[Date - Publication] : "2024"[Date - Publication]))

NOT ("Animals"[Mesh] NOT ("Animals"[Mesh] AND "Humans"[Mesh])) NOT (mice[Title/Abstract] OR mouse[Title/Abstract] OR rat[Title/Abstract] OR rats[Title/Abstract] OR rodent*[Title/Abstract] OR rodentia*[Title/Abstract] OR animal*[Title/Abstract] OR Mice[mesh] OR Rats[mesh] OR Rodentia[mesh] OR Muridae[mesh])

NOT (letter[Publication Type] OR editorial[Publication Type] OR comment[Publication Type] OR news[Publication Type] OR "Congress"[Publication Type] OR "Consensus Development Conference"[Publication Type] OR editorial[Title/Abstract] OR commentary[Title/Abstract] OR "conference abstract*" [Title/Abstract] OR "conference proceeding*" [Title/Abstract] OR "retracted publication"[Publication Type] OR "retraction of publication"[Publication Type] OR "retraction of publication"[Title/Abstract] OR "retraction notice"[Title] OR "retracted publication"[Title/Abstract] OR "Published Erratum"[Publication Type] OR corrigenda[Title/Abstract] OR corrigendum[Title/Abstract] OR errata[Title/Abstract] OR erratum[Title/Abstract] OR protocol[Title] OR protocols[Title] OR "case report*" [Title/Abstract] OR "case series"[Title/Abstract] OR "Case Reports" [Publication Type])

Group 8: RAD51D: Risk Management

Database: PubMed/MEDLINE

Platform: US National Library of Medicine

Database Date Coverage: 1946–present

Date Searched: April 17, 2024

Date Limits Used: Publication year: 2000–2024

Other Limits Used: Subset: MEDLINE; Language: English; Exclude publication type and animal studies

("RAD51D protein, human" [Supplementary Concept] OR RAD51D[Title/Abstract] OR "TRAD protein"[Title/Abstract] OR "RAD51L3 protein"[Title/Abstract] OR "RAD51 like 3"[Title/Abstract:~0])

AND (cancer*[Title/Abstract] OR neoplasm*[Title/Abstract] OR carcinoma*[Title/Abstract] OR sarcoma*[Title/Abstract] OR leukemia*[Title/Abstract] OR leukaemia*[Title/Abstract] OR lymphoma*[Title/Abstract] OR malignant[Title/Abstract] OR malignanc*[Title/Abstract] OR adenocarcinoma*[Title/Abstract] OR tumor*[Title/Abstract] OR tumour*[Title/Abstract] OR "Neoplasms"[Mesh:NoExp] OR "Cysts"[Mesh:NoExp] OR "Hamartoma"[Mesh] OR "Neoplasms by Histologic Type"[Mesh] OR "Neoplasms by Site"[Mesh] OR "Neoplasms, Experimental"[Mesh:NoExp] OR "Neoplasms, Hormone-Dependent"[Mesh] OR "Neoplasms, Multiple Primary"[Mesh] OR "Neoplasms, Post-Traumatic"[Mesh] OR "Neoplasms, Radiation-Induced"[Mesh] OR "Neoplasms, Second Primary"[Mesh] OR "Neoplastic Processes"[Mesh] OR "Neoplastic Syndromes, Hereditary"[Mesh] OR "Paraneoplastic Syndromes"[Mesh] OR "Precancerous Conditions"[Mesh] OR "Pregnancy Complications, Neoplastic"[Mesh] OR "Sarcoma"[Mesh] OR "Leukemia"[Mesh] OR "Lymphoma"[Mesh] OR "Carcinoma"[Mesh])

AND ((mutation*[Title/Abstract] OR mutate*[Title/Abstract] OR mutating[Title/Abstract] OR variant*[Title/Abstract] OR variation*[Title/Abstract] OR polymorphism*[Title/Abstract] OR "Polymorphism, Genetic"[Mesh] OR SNP[Title/Abstract] OR heterozyg*[Title/Abstract] OR carrier[Title/Abstract] OR carriers[Title/Abstract] OR monoallelic[Title/Abstract]) NOT ("sinonasal polyposis"[Title/Abstract] OR "sinus node potential"[Title/Abstract] OR "sodium nitroprusside"[Title/Abstract] OR "special needs plan"[Title/Abstract] OR synaptophysin[Title/Abstract]))

AND (surveillance[Title/Abstract] OR screening[Title/Abstract] OR screen[Title/Abstract] OR screens[Title/Abstract] OR screened[Title/Abstract] OR "risk manage*" [Title/Abstract] OR "managing risk*" [Title/Abstract] OR mastectom*[Title/Abstract] OR "breast MRI"[Title/Abstract] OR "salpingo oophorectom*" [Title/Abstract] OR oophorectom*[Title/Abstract] OR ovariectom* OR "Salpingo-oophorectomy"[Mesh] OR "Ovariectomy"[Mesh] OR "Mass Screening"[Mesh:NoExp] OR "Early Detection of Cancer"[Mesh] OR "Population Surveillance"[Mesh])

AND (english[Language] AND medline[Subset] AND ("2000"[Date - Publication] : "2024"[Date - Publication]))

NOT ("Animals"[Mesh] NOT ("Animals"[Mesh] AND "Humans"[Mesh])) NOT (mice[Title/Abstract] OR mouse[Title/Abstract] OR rat[Title/Abstract] OR rats[Title/Abstract] OR rodent*[Title/Abstract] OR rodentia*[Title/Abstract] OR animal*[Title/Abstract] OR Mice[mesh] OR Rats[mesh] OR Rodentia[mesh] OR Muridae[mesh])

NOT (letter[Publication Type] OR editorial[Publication Type] OR comment[Publication Type] OR news[Publication Type] OR "Congress"[Publication Type] OR "Consensus Development Conference"[Publication Type] OR editorial[Title/Abstract] OR commentary[Title/Abstract] OR "conference abstract*" [Title/Abstract] OR "conference proceeding*" [Title/Abstract] OR "retracted publication"[Publication Type] OR "retraction of publication"[Publication Type] OR "retraction of publication"[Title/Abstract] OR "retraction notice"[Title] OR "retracted publication"[Title/Abstract] OR "Published Erratum"[Publication Type] OR corrigenda[Title/Abstract] OR corrigendum[Title/Abstract] OR errata[Title/Abstract] OR

erratum[Title/Abstract] OR protocol[Title] OR protocols[Title] OR "case report"[Title/Abstract] OR "case series"[Title/Abstract] OR "Case Reports" [Publication Type])

Group 9: RAD51D: Therapeutic Implications

Database: PubMed/MEDLINE

Platform: US National Library of Medicine

Database Date Coverage: 1946–present

Date Searched: April 17, 2024

Date Limits Used: Publication year: 2000–2024

Other Limits Used: Subset: MEDLINE; Language: English; Exclude publication type and animal studies

("RAD51D protein, human" [Supplementary Concept] OR RAD51D[Title/Abstract] OR "TRAD protein"[Title/Abstract] OR "RAD51L3 protein"[Title/Abstract] OR "RAD51 like 3"[Title/Abstract:~0])

AND (cancer*[Title/Abstract] OR neoplasm*[Title/Abstract] OR carcinoma*[Title/Abstract] OR sarcoma*[Title/Abstract] OR leukemia*[Title/Abstract] OR leukaemia*[Title/Abstract] OR lymphoma*[Title/Abstract] OR malignant[Title/Abstract] OR malignanc*[Title/Abstract] OR adenocarcinoma*[Title/Abstract] OR tumor*[Title/Abstract] OR tumour*[Title/Abstract] OR "Neoplasms"[Mesh:NoExp] OR "Cysts"[Mesh:NoExp] OR "Hamartoma"[Mesh] OR "Neoplasms by Histologic Type"[Mesh] OR "Neoplasms by Site"[Mesh] OR "Neoplasms, Experimental"[Mesh:NoExp] OR "Neoplasms, Hormone-Dependent"[Mesh] OR "Neoplasms, Multiple Primary"[Mesh] OR "Neoplasms, Post-Traumatic"[Mesh] OR "Neoplasms, Radiation-Induced"[Mesh] OR "Neoplasms, Second Primary"[Mesh] OR "Neoplastic Processes"[Mesh] OR "Neoplastic Syndromes, Hereditary"[Mesh] OR "Paraneoplastic Syndromes"[Mesh] OR "Precancerous Conditions"[Mesh] OR "Pregnancy Complications, Neoplastic"[Mesh] OR "Sarcoma"[Mesh] OR "Leukemia"[Mesh] OR "Lymphoma"[Mesh] OR "Carcinoma"[Mesh])

AND ((mutation*[Title/Abstract] OR mutate*[Title/Abstract] OR mutating[Title/Abstract] OR variant*[Title/Abstract] OR variation*[Title/Abstract] OR polymorphism*[Title/Abstract] OR "Polymorphism, Genetic"[Mesh] OR SNP[Title/Abstract] OR heterozyg*[Title/Abstract] OR carrier[Title/Abstract] OR carriers[Title/Abstract] OR monoallelic[Title/Abstract]) NOT ("sinonasal polyposis"[Title/Abstract] OR "sinus node potential"[Title/Abstract] OR "sodium nitroprusside"[Title/Abstract] OR "special needs plan"[Title/Abstract] OR synaptophysin[Title/Abstract]))

AND (chemotherap*[Title/Abstract] OR "targeted therap*" [Title/Abstract] OR immunotherap*[Title/Abstract] OR "immunosuppression therap*" [Title/Abstract] OR "precision medicine"[Title/Abstract] OR "personalized medicine"[Title/Abstract] OR "clinical trial*" [Title/Abstract] OR radiotherap*[Title/Abstract] OR "radiation therap*" [Title/Abstract] OR "Molecular Targeted Therapy"[Mesh] OR "Radiotherapy"[Mesh] OR "Immunotherapy"[Mesh] OR "Precision Medicine"[Mesh] OR "Antineoplastic Protocols"[Mesh] OR "Chemotherapy, Adjuvant"[Mesh])

AND (english[Language] AND medline[Subset] AND ("2000"[Date - Publication] : "2024"[Date - Publication]))

NOT ("Animals"[Mesh] NOT ("Animals"[Mesh] AND "Humans"[Mesh])) NOT (mice[Title/Abstract] OR mouse[Title/Abstract] OR rat[Title/Abstract] OR rats[Title/Abstract] OR rodent*[Title/Abstract] OR rodentia*[Title/Abstract] OR animal*[Title/Abstract] OR Mice[Mesh] OR Rats[Mesh] OR Rodentia[Mesh] OR Muridae[Mesh])

NOT (letter[Publication Type] OR editorial[Publication Type] OR comment[Publication Type] OR news[Publication Type] OR "Congress"[Publication Type] OR "Consensus Development Conference"[Publication Type] OR editorial[Title/Abstract] OR commentary[Title/Abstract] OR "conference abstract*" [Title/Abstract] OR "conference proceeding*" [Title/Abstract] OR "retracted publication"[Publication Type] OR "retraction of publication"[Publication Type] OR "retraction of publication"[Title/Abstract] OR "retraction notice"[Title] OR "retracted publication"[Title/Abstract] OR "Published Erratum"[Publication Type])

OR corrigenda[Title/Abstract] OR corrigendum[Title/Abstract] OR errata[Title/Abstract] OR
erratum[Title/Abstract] OR protocol[Title] OR protocols[Title] OR "case report*[Title/Abstract] OR "case
series"[Title/Abstract] OR "Case Reports" [Publication Type])

BRIP1

Overall search

Database: PubMed/MEDLINE

Platform: US National Library of Medicine

Database Date Coverage: 1946–present

Date Searched: April 17, 2024

Date Limits Used: Publication year: 2000–2024

Other Limits Used: Subset: MEDLINE; Language: English; Exclude publication type and animal studies

("BRIP1 protein, human" [Supplementary Concept] OR BRIP1[Title/Abstract] OR "BRCA1 interacting protein C"[Title/Abstract] OR "BRCA1 interacting protein 1"[Title/Abstract] OR FANCI[Title/Abstract])

AND (cancer*[Title/Abstract] OR neoplasm*[Title/Abstract] OR carcinoma*[Title/Abstract] OR sarcoma*[Title/Abstract] OR leukemia*[Title/Abstract] OR leukaemia*[Title/Abstract] OR lymphoma*[Title/Abstract] OR malignant[Title/Abstract] OR malignanc*[Title/Abstract] OR adenocarcinoma*[Title/Abstract] OR tumor*[Title/Abstract] OR tumour*[Title/Abstract] OR "Neoplasms"[Mesh:NoExp] OR "Cysts"[Mesh:NoExp] OR "Hamartoma"[Mesh] OR "Neoplasms by Histologic Type"[Mesh] OR "Neoplasms by Site"[Mesh] OR "Neoplasms, Experimental"[Mesh:NoExp] OR "Neoplasms, Hormone-Dependent"[Mesh] OR "Neoplasms, Multiple Primary"[Mesh] OR "Neoplasms, Post-Traumatic"[Mesh] OR "Neoplasms, Radiation-Induced"[Mesh] OR "Neoplasms, Second Primary"[Mesh] OR "Neoplastic Processes"[Mesh] OR "Neoplastic Syndromes, Hereditary"[Mesh] OR "Paraneoplastic Syndromes"[Mesh] OR "Precancerous Conditions"[Mesh] OR "Pregnancy Complications, Neoplastic"[Mesh] OR "Sarcoma"[Mesh] OR "Leukemia"[Mesh] OR "Lymphoma"[Mesh] OR "Carcinoma"[Mesh])

AND ((mutation*[Title/Abstract] OR mutate*[Title/Abstract] OR mutating[Title/Abstract] OR variant*[Title/Abstract] OR variation*[Title/Abstract] OR polymorphism*[Title/Abstract] OR "Polymorphism, Genetic"[Mesh] OR SNP[Title/Abstract] OR heterozyg*[Title/Abstract] OR carrier[Title/Abstract] OR carriers[Title/Abstract] OR monoallelic[Title/Abstract]) NOT ("sinonasal polyposis"[Title/Abstract] OR "sinus node potential"[Title/Abstract] OR "sodium nitroprusside"[Title/Abstract] OR "special needs plan"[Title/Abstract] OR synaptophysin[Title/Abstract]))

AND (English[Language] AND medline[Subset] AND ("2000"[Date - Publication] : "2024"[Date - Publication]))

NOT ("Animals"[Mesh] NOT ("Animals"[Mesh] AND "Humans"[Mesh])) NOT (mice[Title/Abstract] OR mouse[Title/Abstract] OR rat[Title/Abstract] OR rats[Title/Abstract] OR rodent*[Title/Abstract] OR rodentia*[Title/Abstract] OR animal*[Title/Abstract] OR Mice[Mesh] OR Rats[Mesh] OR Rodentia[Mesh] OR Muridae[Mesh])

NOT (letter[Publication Type] OR editorial[Publication Type] OR comment[Publication Type] OR news[Publication Type] OR "Congress"[Publication Type] OR "Consensus Development Conference"[Publication Type] OR editorial[Title/Abstract] OR commentary[Title/Abstract] OR "conference abstract*" [Title/Abstract] OR "conference proceeding*" [Title/Abstract] OR "retracted publication"[Publication Type] OR "retraction of publication"[Publication Type] OR "retraction of publication"[Title/Abstract] OR "retraction notice"[Title] OR "retracted publication"[Title/Abstract] OR "Published Erratum"[Publication Type] OR corrigenda[Title/Abstract] OR corrigendum[Title/Abstract] OR errata[Title/Abstract] OR erratum[Title/Abstract] OR protocol[Title] OR protocols[Title] OR "case report*" [Title/Abstract] OR "case series"[Title/Abstract] OR "Case Reports" [Publication Type])

Group 1: BRIP1: Cancer Risk Estimation All Cancers

Database: PubMed/MEDLINE

Platform: US National Library of Medicine

Database Date Coverage: 1946–present

Date Searched: April 17, 2024

Date Limits Used: Publication year: 2000–2024

Other Limits Used: Subset: MEDLINE; Language: English; Exclude publication type and animal studies

("BRIP1 protein, human" [Supplementary Concept] OR BRIP1[Title/Abstract] OR "BRCA1 interacting protein C"[Title/Abstract] OR "BRCA1 interacting protein 1"[Title/Abstract] OR FANCI[Title/Abstract])

AND (cancer*[Title/Abstract] OR neoplasm*[Title/Abstract] OR carcinoma*[Title/Abstract] OR sarcoma*[Title/Abstract] OR leukemia*[Title/Abstract] OR leukaemia*[Title/Abstract] OR lymphoma*[Title/Abstract] OR malignant[Title/Abstract] OR malignanc*[Title/Abstract] OR adenocarcinoma*[Title/Abstract] OR tumor*[Title/Abstract] OR tumour*[Title/Abstract] OR "Neoplasms"[Mesh:NoExp] OR "Cysts"[Mesh:NoExp] OR "Hamartoma"[Mesh] OR "Neoplasms by Histologic Type"[Mesh] OR "Neoplasms by Site"[Mesh] OR "Neoplasms, Experimental"[Mesh:NoExp] OR "Neoplasms, Hormone-Dependent"[Mesh] OR "Neoplasms, Multiple Primary"[Mesh] OR "Neoplasms, Post-Traumatic"[Mesh] OR "Neoplasms, Radiation-Induced"[Mesh] OR "Neoplasms, Second Primary"[Mesh] OR "Neoplastic Processes"[Mesh] OR "Neoplastic Syndromes, Hereditary"[Mesh] OR "Paraneoplastic Syndromes"[Mesh] OR "Precancerous Conditions"[Mesh] OR "Pregnancy Complications, Neoplastic"[Mesh] OR "Sarcoma"[Mesh] OR "Leukemia"[Mesh] OR "Lymphoma"[Mesh] OR "Carcinoma"[Mesh])

AND ((mutation*[Title/Abstract] OR mutate*[Title/Abstract] OR mutating[Title/Abstract] OR variant*[Title/Abstract] OR variation*[Title/Abstract] OR polymorphism*[Title/Abstract] OR "Polymorphism, Genetic"[Mesh] OR SNP[Title/Abstract] OR heterozyg*[Title/Abstract] OR carrier[Title/Abstract] OR carriers[Title/Abstract] OR monoallelic[Title/Abstract]) NOT ("sinonasal polyposis"[Title/Abstract] OR "sinus node potential"[Title/Abstract] OR "sodium nitroprusside"[Title/Abstract] OR "special needs plan"[Title/Abstract] OR synaptophysin[Title/Abstract]))

AND (risk[Title/Abstract] OR risks[Title/Abstract] OR likelihood*[Title/Abstract] OR probability*[Title/Abstract] OR "Risk"[Majr])

AND (english[Language] AND medline[Subset] AND ("2000"[Date - Publication] : "2024"[Date - Publication]))

NOT ("Animals"[Mesh] NOT ("Animals"[Mesh] AND "Humans"[Mesh])) NOT (mice[Title/Abstract] OR mouse[Title/Abstract] OR rat[Title/Abstract] OR rats[Title/Abstract] OR rodent*[Title/Abstract] OR rodentia*[Title/Abstract] OR animal*[Title/Abstract] OR Mice[Mesh] OR Rats[Mesh] OR Rodentia[Mesh] OR Muridae[Mesh])

NOT (letter[Publication Type] OR editorial[Publication Type] OR comment[Publication Type] OR news[Publication Type] OR "Congress"[Publication Type] OR "Consensus Development Conference"[Publication Type] OR editorial[Title/Abstract] OR commentary[Title/Abstract] OR "conference abstract*[Title/Abstract] OR "conference proceeding*[Title/Abstract] OR "retracted publication"[Publication Type] OR "retraction of publication"[Publication Type] OR "retraction of publication"[Title/Abstract] OR "retraction notice"[Title] OR "retracted publication"[Title/Abstract] OR "Published Erratum"[Publication Type] OR corrigenda[Title/Abstract] OR corrigendum[Title/Abstract] OR errata[Title/Abstract] OR erratum[Title/Abstract] OR protocol[Title] OR protocols[Title] OR "case report*[Title/Abstract] OR "case series"[Title/Abstract] OR "Case Reports" [Publication Type])

Group 2: BRIP1: Cancer Risk Estimation 2 Specific Cancers

Database: PubMed/MEDLINE

Platform: US National Library of Medicine

Database Date Coverage: 1946–present

Date Searched: April 17, 2024

Date Limits Used: Publication year: 2000–2024

Other Limits Used: Subset: MEDLINE; Language: English; Exclude publication type and animal studies

("BRIP1 protein, human" [Supplementary Concept] OR BRIP1[Title/Abstract] OR "BRCA1 interacting protein C"[Title/Abstract] OR "BRCA1 interacting protein 1"[Title/Abstract] OR FANCI[Title/Abstract])

AND ("Breast Neoplasms"[Mesh] OR "breast cancer*" [Title/Abstract] OR "breast neoplasm*" [Title/Abstract] OR "mammary cancer*" [Title/Abstract] OR "breast tumor*" [Title/Abstract] OR "breast tumour*" [Title/Abstract] OR "breast carcinoma*" [Title/Abstract] OR "Ovarian Neoplasms"[Mesh] OR "ovarian cancer*" [Title/Abstract] OR "ovarian neoplasm*" [Title/Abstract] OR "ovarian tumor*" [Title/Abstract] OR "ovarian tumour*" [Title/Abstract] OR "ovarian carcinoma" [Title/Abstract:~2] OR "ovary tumor" [Title/Abstract:~2] OR "ovary tumors" [Title/Abstract:~2] OR "ovary tumour" [Title/Abstract:~2] OR "ovary tumours" [Title/Abstract:~2] OR "ovary carcinoma*" [Title/Abstract])

AND ((mutation* [Title/Abstract] OR mutate* [Title/Abstract] OR mutating [Title/Abstract] OR variant* [Title/Abstract] OR variation* [Title/Abstract] OR polymorphism* [Title/Abstract] OR "Polymorphism, Genetic"[Mesh] OR SNP [Title/Abstract] OR heterozyg* [Title/Abstract] OR carrier [Title/Abstract] OR carriers [Title/Abstract] OR monoallelic [Title/Abstract]) NOT ("sinonasal polyposis" [Title/Abstract] OR "sinus node potential" [Title/Abstract] OR "sodium nitroprusside" [Title/Abstract] OR "special needs plan" [Title/Abstract] OR synaptophysin [Title/Abstract]))

AND (risk [Title/Abstract] OR risks [Title/Abstract] OR likelihood* [Title/Abstract] OR probabilit* [Title/Abstract] OR "Risk" [Majr])

AND (english [Language] AND medline [Subset] AND ("2000" [Date - Publication] : "2024" [Date - Publication]))

NOT ("Animals" [Mesh] NOT ("Animals" [Mesh] AND "Humans" [Mesh])) NOT (mice [Title/Abstract] OR mouse [Title/Abstract] OR rat [Title/Abstract] OR rats [Title/Abstract] OR rodent* [Title/Abstract] OR rodentia* [Title/Abstract] OR animal* [Title/Abstract] OR Mice [Mesh] OR Rats [Mesh] OR Rodentia [Mesh] OR Muridae [Mesh])

NOT (letter [Publication Type] OR editorial [Publication Type] OR comment [Publication Type] OR news [Publication Type] OR "Congress" [Publication Type] OR "Consensus Development Conference" [Publication Type] OR editorial [Title/Abstract] OR commentary [Title/Abstract] OR "conference abstract*" [Title/Abstract] OR "conference proceeding*" [Title/Abstract] OR "retracted publication" [Publication Type] OR "retraction of publication" [Publication Type] OR "retraction of publication" [Title/Abstract] OR "retraction notice" [Title] OR "retracted publication" [Title/Abstract] OR "Published Erratum" [Publication Type] OR corrigenda [Title/Abstract] OR corrigendum [Title/Abstract] OR errata [Title/Abstract] OR erratum [Title/Abstract] OR protocol [Title] OR protocols [Title] OR "case report*" [Title/Abstract] OR "case series" [Title/Abstract] OR "Case Reports" [Publication Type])

Group 3: BRIP1: Modifier: Polygenic Risk Score

Database: PubMed/MEDLINE

Platform: US National Library of Medicine

Database Date Coverage: 1946–present

Date Searched: April 17, 2024

Date Limits Used: Publication year: 2000–2024

Other Limits Used: Subset: MEDLINE; Language: English; Exclude publication type and animal studies

("BRIP1 protein, human" [Supplementary Concept] OR BRIP1[Title/Abstract] OR "BRCA1 interacting protein C"[Title/Abstract] OR "BRCA1 interacting protein 1"[Title/Abstract] OR FANCI[Title/Abstract])

AND (cancer*[Title/Abstract] OR neoplasm*[Title/Abstract] OR carcinoma*[Title/Abstract] OR sarcoma*[Title/Abstract] OR leukemia*[Title/Abstract] OR leukaemia*[Title/Abstract] OR lymphoma*[Title/Abstract] OR malignant[Title/Abstract] OR malignanc*[Title/Abstract] OR adenocarcinoma*[Title/Abstract] OR tumor*[Title/Abstract] OR tumour*[Title/Abstract] OR "Neoplasms"[Mesh:NoExp] OR "Cysts"[Mesh:NoExp] OR "Hamartoma"[Mesh] OR "Neoplasms by Histologic Type"[Mesh] OR "Neoplasms by Site"[Mesh] OR "Neoplasms, Experimental"[Mesh:NoExp] OR "Neoplasms, Hormone-Dependent"[Mesh] OR "Neoplasms, Multiple Primary"[Mesh] OR "Neoplasms, Post-Traumatic"[Mesh] OR "Neoplasms, Radiation-Induced"[Mesh] OR "Neoplasms, Second Primary"[Mesh] OR "Neoplastic Processes"[Mesh] OR "Neoplastic Syndromes, Hereditary"[Mesh] OR "Paraneoplastic Syndromes"[Mesh] OR "Precancerous Conditions"[Mesh] OR "Pregnancy Complications, Neoplastic"[Mesh] OR "Sarcoma"[Mesh] OR "Leukemia"[Mesh] OR "Lymphoma"[Mesh] OR "Carcinoma"[Mesh])

AND ((polygenic*[Title/Abstract] OR PRS[Title/Abstract] OR PGS[Title/Abstract] OR SNP[Title/Abstract] OR SNPs[Title/Abstract] OR "single nucleotide polymorphism"[Title/Abstract] OR SNV[Title/Abstract] OR "single nucleotide variant"[Title/Abstract] OR "multigenic trait**"[Title/Abstract] OR "oligogenic trait**"[Title/Abstract] OR "complex trait**"[Title/Abstract] OR "multifactorial inheritance"[Title/Abstract] OR "complex inheritance"[Title/Abstract] OR "Multifactorial Inheritance"[Mesh] OR "Polymorphism, Single Nucleotide"[Mesh]) NOT ("Peak Radial Strain"[Title/Abstract] OR "Prognostic risk signature"[Title/Abstract] OR "prolyl-tRNA synthetase"[Title/Abstract] OR "Pierre Robin syndrome"[Title/Abstract] OR "prevalence ratios"[Title/Abstract] OR "Public regulated service"[Title/Abstract:~0] OR "Plastic Reconstructive surgery"[Title/Abstract] OR prostaglandins[Title/Abstract] OR "public green space"[Title/Abstract]))

AND (english[Language] AND medline[Subset] AND ("2000"[Date - Publication] : "2024"[Date - Publication]))

NOT ("Animals"[Mesh] NOT ("Animals"[Mesh] AND "Humans"[Mesh])) NOT (mice[Title/Abstract] OR mouse[Title/Abstract] OR rat[Title/Abstract] OR rats[Title/Abstract] OR rodent*[Title/Abstract] OR rodentia*[Title/Abstract] OR animal*[Title/Abstract] OR Mice[Mesh] OR Rats[Mesh] OR Rodentia[Mesh] OR Muridae[Mesh])

NOT (letter[Publication Type] OR editorial[Publication Type] OR comment[Publication Type] OR news[Publication Type] OR "Congress"[Publication Type] OR "Consensus Development Conference"[Publication Type] OR editorial[Title/Abstract] OR commentary[Title/Abstract] OR "conference abstract**"[Title/Abstract] OR "conference proceeding**"[Title/Abstract] OR "retracted publication"[Publication Type] OR "retraction of publication"[Publication Type] OR "retraction of publication"[Title/Abstract] OR "retraction notice"[Title] OR "retracted publication"[Title/Abstract] OR "Published Erratum"[Publication Type] OR corrigenda[Title/Abstract] OR corrigendum[Title/Abstract] OR errata[Title/Abstract] OR erratum[Title/Abstract] OR protocol[Title] OR protocols[Title] OR "case report**"[Title/Abstract] OR "case series"[Title/Abstract] OR "Case Reports" [Publication Type])

Group 4: BRIP1: Modifiers Other

B Database: PubMed/MEDLINE

Platform: US National Library of Medicine

Database Date Coverage: 1946–present

Date Searched: April 17, 2024

Date Limits Used: Publication year: 2000–2024

Other Limits Used: Subset: MEDLINE; Language: English; Exclude publication type and animal studies

("BRIP1 protein, human" [Supplementary Concept] OR BRIP1[Title/Abstract] OR "BRCA1 interacting protein C"[Title/Abstract] OR "BRCA1 interacting protein 1"[Title/Abstract] OR FANCI[Title/Abstract])

AND (cancer*[Title/Abstract] OR neoplasm*[Title/Abstract] OR carcinoma*[Title/Abstract] OR sarcoma*[Title/Abstract] OR leukemia*[Title/Abstract] OR leukaemia*[Title/Abstract] OR lymphoma*[Title/Abstract] OR malignant[Title/Abstract] OR malignanc*[Title/Abstract] OR adenocarcinoma*[Title/Abstract] OR tumor*[Title/Abstract] OR tumour*[Title/Abstract] OR "Neoplasms"[Mesh:NoExp] OR "Cysts"[Mesh:NoExp] OR "Hamartoma"[Mesh] OR "Neoplasms by Histologic Type"[Mesh] OR "Neoplasms by Site"[Mesh] OR "Neoplasms, Experimental"[Mesh:NoExp] OR "Neoplasms, Hormone-Dependent"[Mesh] OR "Neoplasms, Multiple Primary"[Mesh] OR "Neoplasms, Post-Traumatic"[Mesh] OR "Neoplasms, Radiation-Induced"[Mesh] OR "Neoplasms, Second Primary"[Mesh] OR "Neoplastic Processes"[Mesh] OR "Neoplastic Syndromes, Hereditary"[Mesh] OR "Paraneoplastic Syndromes"[Mesh] OR "Precancerous Conditions"[Mesh] OR "Pregnancy Complications, Neoplastic"[Mesh] OR "Sarcoma"[Mesh] OR "Leukemia"[Mesh] OR "Lymphoma"[Mesh] OR "Carcinoma"[Mesh])

AND ((mutation*[Title/Abstract] OR mutate*[Title/Abstract] OR mutating[Title/Abstract] OR variant*[Title/Abstract] OR variation*[Title/Abstract] OR polymorphism*[Title/Abstract] OR "Polymorphism, Genetic"[Mesh] OR SNP[Title/Abstract] OR heterozyg*[Title/Abstract] OR carrier[Title/Abstract] OR carriers[Title/Abstract] OR monoallelic[Title/Abstract]) NOT ("sinonasal polyposis"[Title/Abstract] OR "sinus node potential"[Title/Abstract] OR "sodium nitroprusside"[Title/Abstract] OR "special needs plan"[Title/Abstract] OR synaptophysin[Title/Abstract]))

AND (chemoprevent*[Title/Abstract] OR chemosensitiv*[Title/Abstract] OR "chemotherapy sensitiv*[Title/Abstract] OR "radiation sensitivit*[Title/Abstract] OR "risk reduction"[Title/Abstract:~2] OR "reduce risk"[Title/Abstract:~2] OR "reduce risks"[Title/Abstract:~2] OR "reduced risk"[Title/Abstract:~2] OR "reduced risks"[Title/Abstract:~2] OR "Chemoprevention"[Mesh])

AND (english[Language] AND medline[Subset] AND ("2000"[Date - Publication] : "2024"[Date - Publication]))

NOT ("Animals"[Mesh] NOT ("Animals"[Mesh] AND "Humans"[Mesh])) NOT (mice[Title/Abstract] OR mouse[Title/Abstract] OR rat[Title/Abstract] OR rats[Title/Abstract] OR rodent*[Title/Abstract] OR rodentia*[Title/Abstract] OR animal*[Title/Abstract] OR Mice[Mesh] OR Rats[Mesh] OR Rodentia[Mesh] OR Muridae[Mesh])

NOT (letter[Publication Type] OR editorial[Publication Type] OR comment[Publication Type] OR news[Publication Type] OR editorial[Title/Abstract] OR commentary[Title/Abstract] OR "retracted publication"[Publication Type] OR "retraction of publication"[Publication Type] OR "retraction of publication"[Title/Abstract] OR "retraction notice"[Title] OR "retracted publication"[Title/Abstract] OR "Published Erratum"[Publication Type] OR corrigenda[Title/Abstract] OR corrigendum[Title/Abstract] OR errata[Title/Abstract] OR erratum[Title/Abstract] OR protocol[Title] OR protocols[Title])

Group 5: BRIP1: Generating Personalized Risks

Database: PubMed/MEDLINE

Platform: US National Library of Medicine

Database Date Coverage: 1946–present

Date Searched: April 17, 2024

Date Limits Used: Publication year: 2000–2024

Other Limits Used: Subset: MEDLINE; Language: English; Exclude publication type and animal studies

("BRIP1 protein, human" [Supplementary Concept] OR BRIP1[Title/Abstract] OR "BRCA1 interacting protein C"[Title/Abstract] OR "BRCA1 interacting protein 1"[Title/Abstract] OR FANCI[Title/Abstract])

AND (cancer*[Title/Abstract] OR neoplasm*[Title/Abstract] OR carcinoma*[Title/Abstract] OR sarcoma*[Title/Abstract] OR leukemia*[Title/Abstract] OR leukaemia*[Title/Abstract] OR lymphoma*[Title/Abstract] OR malignant[Title/Abstract] OR malignanc*[Title/Abstract] OR adenocarcinoma*[Title/Abstract] OR tumor*[Title/Abstract] OR tumour*[Title/Abstract] OR "Neoplasms"[Mesh:NoExp] OR "Cysts"[Mesh:NoExp] OR "Hamartoma"[Mesh] OR "Neoplasms by Histologic Type"[Mesh] OR "Neoplasms by Site"[Mesh] OR "Neoplasms, Experimental"[Mesh:NoExp] OR "Neoplasms, Hormone-Dependent"[Mesh] OR "Neoplasms, Multiple Primary"[Mesh] OR "Neoplasms, Post-Traumatic"[Mesh] OR "Neoplasms, Radiation-Induced"[Mesh] OR "Neoplasms, Second Primary"[Mesh] OR "Neoplastic Processes"[Mesh] OR "Neoplastic Syndromes, Hereditary"[Mesh] OR "Paraneoplastic Syndromes"[Mesh] OR "Precancerous Conditions"[Mesh] OR "Pregnancy Complications, Neoplastic"[Mesh] OR "Sarcoma"[Mesh] OR "Leukemia"[Mesh] OR "Lymphoma"[Mesh] OR "Carcinoma"[Mesh])

AND ((mutation*[Title/Abstract] OR mutate*[Title/Abstract] OR mutating[Title/Abstract] OR variant*[Title/Abstract] OR variation*[Title/Abstract] OR polymorphism*[Title/Abstract] OR "Polymorphism, Genetic"[Mesh] OR SNP[Title/Abstract] OR heterozyg*[Title/Abstract] OR carrier[Title/Abstract] OR carriers[Title/Abstract] OR monoallelic[Title/Abstract]) NOT ("sinonasal polyposis"[Title/Abstract] OR "sinus node potential"[Title/Abstract] OR "sodium nitroprusside"[Title/Abstract] OR "special needs plan"[Title/Abstract] OR synaptophysin[Title/Abstract]))

AND (("risk model"[Title/Abstract] OR "risk predict"[Title/Abstract] OR "predicting risk"[Title/Abstract] OR multifactorial[Title/Abstract] OR "integrated risk"[Title/Abstract] OR "personalized risk"[Title/Abstract] OR "personal risk"[Title/Abstract]) AND (genetic[Title/Abstract] OR genetics[Title/Abstract] OR inherit*[Title/Abstract] OR familial[Title/Abstract] OR hereditary[Title/Abstract]))

AND (english[Language] AND medline[Subset] AND ("2000"[Date - Publication] : "2024"[Date - Publication]))

NOT ("Animals"[Mesh] NOT ("Animals"[Mesh] AND "Humans"[Mesh])) NOT (mice[Title/Abstract] OR mouse[Title/Abstract] OR rat[Title/Abstract] OR rats[Title/Abstract] OR rodent*[Title/Abstract] OR rodentia*[Title/Abstract] OR animal*[Title/Abstract] OR Mice[Mesh] OR Rats[Mesh] OR Rodentia[Mesh] OR Muridae[Mesh])

NOT (letter[Publication Type] OR editorial[Publication Type] OR comment[Publication Type] OR news[Publication Type] OR "Congress"[Publication Type] OR "Consensus Development Conference"[Publication Type] OR editorial[Title/Abstract] OR commentary[Title/Abstract] OR "conference abstract"[Title/Abstract] OR "conference proceeding"[Title/Abstract] OR "retracted publication"[Publication Type] OR "retraction of publication"[Publication Type] OR "retraction of publication"[Title/Abstract] OR "retraction notice"[Title] OR "retracted publication"[Title/Abstract] OR "Published Erratum"[Publication Type] OR corrigenda[Title/Abstract] OR corrigendum[Title/Abstract] OR errata[Title/Abstract] OR erratum[Title/Abstract] OR protocol[Title] OR protocols[Title] OR "case report"[Title/Abstract] OR "case series"[Title/Abstract] OR "Case Reports" [Publication Type])

Group 6: BRIP1: Pathology

Database: PubMed/MEDLINE

Platform: US National Library of Medicine

Database Date Coverage: 1946–present

Date Searched: April 17, 2024

Date Limits Used: Publication year: 2000–2024

Other Limits Used: Subset: MEDLINE; Language: English; Exclude publication type and animal studies

("BRIP1 protein, human" [Supplementary Concept] OR BRIP1[Title/Abstract] OR "BRCA1 interacting protein C"[Title/Abstract] OR "BRCA1 interacting protein 1"[Title/Abstract] OR FANCI[Title/Abstract])

AND (cancer*[Title/Abstract] OR neoplasm*[Title/Abstract] OR carcinoma*[Title/Abstract] OR sarcoma*[Title/Abstract] OR leukemia*[Title/Abstract] OR leukaemia*[Title/Abstract] OR lymphoma*[Title/Abstract] OR malignant[Title/Abstract] OR malignanc*[Title/Abstract] OR adenocarcinoma*[Title/Abstract] OR tumor*[Title/Abstract] OR tumour*[Title/Abstract] OR "Neoplasms"[Mesh:NoExp] OR "Cysts"[Mesh:NoExp] OR "Hamartoma"[Mesh] OR "Neoplasms by Histologic Type"[Mesh] OR "Neoplasms by Site"[Mesh] OR "Neoplasms, Experimental"[Mesh:NoExp] OR "Neoplasms, Hormone-Dependent"[Mesh] OR "Neoplasms, Multiple Primary"[Mesh] OR "Neoplasms, Post-Traumatic"[Mesh] OR "Neoplasms, Radiation-Induced"[Mesh] OR "Neoplasms, Second Primary"[Mesh] OR "Neoplastic Processes"[Mesh] OR "Neoplastic Syndromes, Hereditary"[Mesh] OR "Paraneoplastic Syndromes"[Mesh] OR "Precancerous Conditions"[Mesh] OR "Pregnancy Complications, Neoplastic"[Mesh] OR "Sarcoma"[Mesh] OR "Leukemia"[Mesh] OR "Lymphoma"[Mesh] OR "Carcinoma"[Mesh])

AND ((mutation*[Title/Abstract] OR mutate*[Title/Abstract] OR mutating[Title/Abstract] OR variant*[Title/Abstract] OR variation*[Title/Abstract] OR polymorphism*[Title/Abstract] OR "Polymorphism, Genetic"[Mesh] OR SNP[Title/Abstract] OR heterozyg*[Title/Abstract] OR carrier[Title/Abstract] OR carriers[Title/Abstract] OR monoallelic[Title/Abstract]) NOT ("sinonasal polyposis"[Title/Abstract] OR "sinus node potential"[Title/Abstract] OR "sodium nitroprusside"[Title/Abstract] OR "special needs plan"[Title/Abstract] OR synaptophysin[Title/Abstract]))

AND (grade*[Title/Abstract] OR grading[Title/Abstract] OR "lymph node*" [Title/Abstract] OR stage*[Title/Abstract] OR staging[Title/Abstract] OR "Neoplasm Staging"[Mesh] OR "estrogen receptor*" [Title/Abstract] OR "progesterone receptor*" [Title/Abstract] OR HER2[Title/Abstract] OR pathology[Title/Abstract] OR "mutational signature*" [Title/Abstract] OR "mutation signature*" [Title/Abstract] OR "homologous recombination deficienc*" [Title/Abstract] OR "loss of heterozygosity" [Title/Abstract] OR "biallelic inactivation" [Title/Abstract] OR TP53[Title/Abstract] OR methylation[Title/Abstract] OR "monoallelic inactivation*" [Title/Abstract] OR "Receptors, Estrogen"[Mesh] OR "Receptors, Progesterone"[Mesh])

AND (english[Language] AND medline[Subset] AND ("2000"[Date - Publication] : "2024"[Date - Publication]))

NOT ("Animals"[Mesh] NOT ("Animals"[Mesh] AND "Humans"[Mesh])) NOT (mice[Title/Abstract] OR mouse[Title/Abstract] OR rat[Title/Abstract] OR rats[Title/Abstract] OR rodent*[Title/Abstract] OR rodentia*[Title/Abstract] OR animal*[Title/Abstract] OR Mice[Mesh] OR Rats[Mesh] OR Rodentia[Mesh] OR Muridae[Mesh])

NOT (letter[Publication Type] OR editorial[Publication Type] OR comment[Publication Type] OR news[Publication Type] OR "Congress"[Publication Type] OR "Consensus Development Conference"[Publication Type] OR editorial[Title/Abstract] OR commentary[Title/Abstract] OR "conference abstract*" [Title/Abstract] OR "conference proceeding*" [Title/Abstract] OR "retracted publication" [Publication Type] OR "retraction of publication" [Publication Type] OR "retraction of publication" [Title/Abstract] OR "retraction notice" [Title/Abstract] OR "retracted publication" [Title/Abstract] OR "Published Erratum" [Publication Type])

OR corrigenda[Title/Abstract] OR corrigendum[Title/Abstract] OR errata[Title/Abstract] OR
erratum[Title/Abstract] OR protocol[Title] OR protocols[Title] OR "case report*[Title/Abstract] OR "case
series"[Title/Abstract] OR "Case Reports" [Publication Type])

Group 7: BRIP1: Outcomes

Database: PubMed/MEDLINE

Platform: US National Library of Medicine

Database Date Coverage: 1946–present

Date Searched: April 17, 2024

Date Limits Used: Publication year: 2000–2024

Other Limits Used: Subset: MEDLINE; Language: English; Exclude publication type and animal studies

("BRIP1 protein, human" [Supplementary Concept] OR BRIP1[Title/Abstract] OR "BRCA1 interacting protein C"[Title/Abstract] OR "BRCA1 interacting protein 1"[Title/Abstract] OR FANCI[Title/Abstract])

AND (cancer*[Title/Abstract] OR neoplasm*[Title/Abstract] OR carcinoma*[Title/Abstract] OR sarcoma*[Title/Abstract] OR leukemia*[Title/Abstract] OR leukaemia*[Title/Abstract] OR lymphoma*[Title/Abstract] OR malignant[Title/Abstract] OR malignanc*[Title/Abstract] OR adenocarcinoma*[Title/Abstract] OR tumor*[Title/Abstract] OR tumour*[Title/Abstract] OR "Neoplasms"[Mesh:NoExp] OR "Cysts"[Mesh:NoExp] OR "Hamartoma"[Mesh] OR "Neoplasms by Histologic Type"[Mesh] OR "Neoplasms by Site"[Mesh] OR "Neoplasms, Experimental"[Mesh:NoExp] OR "Neoplasms, Hormone-Dependent"[Mesh] OR "Neoplasms, Multiple Primary"[Mesh] OR "Neoplasms, Post-Traumatic"[Mesh] OR "Neoplasms, Radiation-Induced"[Mesh] OR "Neoplasms, Second Primary"[Mesh] OR "Neoplastic Processes"[Mesh] OR "Neoplastic Syndromes, Hereditary"[Mesh] OR "Paraneoplastic Syndromes"[Mesh] OR "Precancerous Conditions"[Mesh] OR "Pregnancy Complications, Neoplastic"[Mesh] OR "Sarcoma"[Mesh] OR "Leukemia"[Mesh] OR "Lymphoma"[Mesh] OR "Carcinoma"[Mesh])

AND ((mutation*[Title/Abstract] OR mutate*[Title/Abstract] OR mutating[Title/Abstract] OR variant*[Title/Abstract] OR variation*[Title/Abstract] OR polymorphism*[Title/Abstract] OR "Polymorphism, Genetic"[Mesh] OR SNP[Title/Abstract] OR heterozyg*[Title/Abstract] OR carrier[Title/Abstract] OR carriers[Title/Abstract] OR monoallelic[Title/Abstract]) NOT ("sinonasal polyposis"[Title/Abstract] OR "sinus node potential"[Title/Abstract] OR "sodium nitroprusside"[Title/Abstract] OR "special needs plan"[Title/Abstract] OR synaptophysin[Title/Abstract]))

AND (mortality[Title/Abstract] OR mortalities[Title/Abstract] OR death[Title/Abstract] OR deaths[Title/Abstract] OR fatalit*[Title/Abstract] OR "Mortality"[Mesh])

AND (english[Language] AND medline[Subset] AND ("2000"[Date - Publication] : "2024"[Date - Publication]))

NOT ("Animals"[Mesh] NOT ("Animals"[Mesh] AND "Humans"[Mesh])) NOT (mice[Title/Abstract] OR mouse[Title/Abstract] OR rat[Title/Abstract] OR rats[Title/Abstract] OR rodent*[Title/Abstract] OR rodentia*[Title/Abstract] OR animal*[Title/Abstract] OR Mice[Mesh] OR Rats[Mesh] OR Rodentia[Mesh] OR Muridae[Mesh])

NOT (letter[Publication Type] OR editorial[Publication Type] OR comment[Publication Type] OR news[Publication Type] OR "Congress"[Publication Type] OR "Consensus Development Conference"[Publication Type] OR editorial[Title/Abstract] OR commentary[Title/Abstract] OR "conference abstract*[Title/Abstract] OR "conference proceeding*[Title/Abstract] OR "retracted publication"[Publication Type] OR "retraction of publication"[Publication Type] OR "retraction of publication"[Title/Abstract] OR "retraction notice"[Title] OR "retracted publication"[Title/Abstract] OR "Published Erratum"[Publication Type] OR corrigenda[Title/Abstract] OR corrigendum[Title/Abstract] OR errata[Title/Abstract] OR erratum[Title/Abstract] OR protocol[Title] OR protocols[Title] OR "case report*[Title/Abstract] OR "case series"[Title/Abstract] OR "Case Reports" [Publication Type])

Group 8: BRIP1: Risk Management

Database: PubMed/MEDLINE

Platform: US National Library of Medicine

Database Date Coverage: 1946–present

Date Searched: April 17, 2024

Date Limits Used: Publication year: 2000–2024

Other Limits Used: Subset: MEDLINE; Language: English; Exclude publication type and animal studies

("BRIP1 protein, human" [Supplementary Concept] OR BRIP1[Title/Abstract] OR "BRCA1 interacting protein C"[Title/Abstract] OR "BRCA1 interacting protein 1"[Title/Abstract] OR FANCI[Title/Abstract])

AND (cancer*[Title/Abstract] OR neoplasm*[Title/Abstract] OR carcinoma*[Title/Abstract] OR sarcoma*[Title/Abstract] OR leukemia*[Title/Abstract] OR leukaemia*[Title/Abstract] OR lymphoma*[Title/Abstract] OR malignant[Title/Abstract] OR malignanc*[Title/Abstract] OR adenocarcinoma*[Title/Abstract] OR tumor*[Title/Abstract] OR tumour*[Title/Abstract] OR "Neoplasms"[Mesh:NoExp] OR "Cysts"[Mesh:NoExp] OR "Hamartoma"[Mesh] OR "Neoplasms by Histologic Type"[Mesh] OR "Neoplasms by Site"[Mesh] OR "Neoplasms, Experimental"[Mesh:NoExp] OR "Neoplasms, Hormone-Dependent"[Mesh] OR "Neoplasms, Multiple Primary"[Mesh] OR "Neoplasms, Post-Traumatic"[Mesh] OR "Neoplasms, Radiation-Induced"[Mesh] OR "Neoplasms, Second Primary"[Mesh] OR "Neoplastic Processes"[Mesh] OR "Neoplastic Syndromes, Hereditary"[Mesh] OR "Paraneoplastic Syndromes"[Mesh] OR "Precancerous Conditions"[Mesh] OR "Pregnancy Complications, Neoplastic"[Mesh] OR "Sarcoma"[Mesh] OR "Leukemia"[Mesh] OR "Lymphoma"[Mesh] OR "Carcinoma"[Mesh])

AND ((mutation*[Title/Abstract] OR mutate*[Title/Abstract] OR mutating[Title/Abstract] OR variant*[Title/Abstract] OR variation*[Title/Abstract] OR polymorphism*[Title/Abstract] OR "Polymorphism, Genetic"[Mesh] OR SNP[Title/Abstract] OR heterozyg*[Title/Abstract] OR carrier[Title/Abstract] OR carriers[Title/Abstract] OR monoallelic[Title/Abstract]) NOT ("sinonasal polyposis"[Title/Abstract] OR "sinus node potential"[Title/Abstract] OR "sodium nitroprusside"[Title/Abstract] OR "special needs plan"[Title/Abstract] OR synaptophysin[Title/Abstract]))

AND (surveillance[Title/Abstract] OR screening[Title/Abstract] OR screen[Title/Abstract] OR screens[Title/Abstract] OR screened[Title/Abstract] OR "risk manage*[Title/Abstract] OR "managing risk*[Title/Abstract] OR mastectom*[Title/Abstract] OR "breast MRI"[Title/Abstract] OR "salpingo oophorectom*[Title/Abstract] OR oophorectom*[Title/Abstract] OR ovariectom* OR "Salpingo-oophorectomy"[Mesh] OR "Ovariectomy"[Mesh] OR "Mass Screening"[Mesh:NoExp] OR "Early Detection of Cancer"[Mesh] OR "Population Surveillance"[Mesh])

AND (english[Language] AND medline[Subset] AND ("2000"[Date - Publication] : "2024"[Date - Publication]))

NOT ("Animals"[Mesh] NOT ("Animals"[Mesh] AND "Humans"[Mesh])) NOT (mice[Title/Abstract] OR mouse[Title/Abstract] OR rat[Title/Abstract] OR rats[Title/Abstract] OR rodent*[Title/Abstract] OR rodentia*[Title/Abstract] OR animal*[Title/Abstract] OR Mice[Mesh] OR Rats[Mesh] OR Rodentia[Mesh] OR Muridae[Mesh])

NOT (letter[Publication Type] OR editorial[Publication Type] OR comment[Publication Type] OR news[Publication Type] OR "Congress"[Publication Type] OR "Consensus Development Conference"[Publication Type] OR editorial[Title/Abstract] OR commentary[Title/Abstract] OR "conference abstract*[Title/Abstract] OR "conference proceeding*[Title/Abstract] OR "retracted publication"[Publication Type] OR "retraction of publication"[Publication Type] OR "retraction of publication"[Title/Abstract] OR "retraction notice"[Title] OR "retracted publication"[Title/Abstract] OR "Published Erratum"[Publication Type] OR corrigenda[Title/Abstract] OR corrigendum[Title/Abstract] OR errata[Title/Abstract] OR

erratum[Title/Abstract] OR protocol[Title] OR protocols[Title] OR "case report"[Title/Abstract] OR "case series"[Title/Abstract] OR "Case Reports" [Publication Type])

Group 9: BRIP1: Therapeutic Implications

Database: PubMed/MEDLINE

Platform: US National Library of Medicine

Database Date Coverage: 1946–present

Date Searched: April 17, 2024

Date Limits Used: Publication year: 2000–2024

Other Limits Used: Subset: MEDLINE; Language: English; Exclude publication type and animal studies

("BRIP1 protein, human" [Supplementary Concept] OR BRIP1[Title/Abstract] OR "BRCA1 interacting protein C"[Title/Abstract] OR "BRCA1 interacting protein 1"[Title/Abstract] OR FANCI[Title/Abstract])

AND (cancer*[Title/Abstract] OR neoplasm*[Title/Abstract] OR carcinoma*[Title/Abstract] OR sarcoma*[Title/Abstract] OR leukemia*[Title/Abstract] OR leukaemia*[Title/Abstract] OR lymphoma*[Title/Abstract] OR malignant[Title/Abstract] OR malignanc*[Title/Abstract] OR adenocarcinoma*[Title/Abstract] OR tumor*[Title/Abstract] OR tumour*[Title/Abstract] OR "Neoplasms"[Mesh:NoExp] OR "Cysts"[Mesh:NoExp] OR "Hamartoma"[Mesh] OR "Neoplasms by Histologic Type"[Mesh] OR "Neoplasms by Site"[Mesh] OR "Neoplasms, Experimental"[Mesh:NoExp] OR "Neoplasms, Hormone-Dependent"[Mesh] OR "Neoplasms, Multiple Primary"[Mesh] OR "Neoplasms, Post-Traumatic"[Mesh] OR "Neoplasms, Radiation-Induced"[Mesh] OR "Neoplasms, Second Primary"[Mesh] OR "Neoplastic Processes"[Mesh] OR "Neoplastic Syndromes, Hereditary"[Mesh] OR "Paraneoplastic Syndromes"[Mesh] OR "Precancerous Conditions"[Mesh] OR "Pregnancy Complications, Neoplastic"[Mesh] OR "Sarcoma"[Mesh] OR "Leukemia"[Mesh] OR "Lymphoma"[Mesh] OR "Carcinoma"[Mesh])

AND ((mutation*[Title/Abstract] OR mutate*[Title/Abstract] OR mutating[Title/Abstract] OR variant*[Title/Abstract] OR variation*[Title/Abstract] OR polymorphism*[Title/Abstract] OR "Polymorphism, Genetic"[Mesh] OR SNP[Title/Abstract] OR heterozyg*[Title/Abstract] OR carrier[Title/Abstract] OR carriers[Title/Abstract] OR monoallelic[Title/Abstract]) NOT ("sinonasal polyposis"[Title/Abstract] OR "sinus node potential"[Title/Abstract] OR "sodium nitroprusside"[Title/Abstract] OR "special needs plan"[Title/Abstract] OR synaptophysin[Title/Abstract]))

AND (chemotherap*[Title/Abstract] OR "targeted therap*" [Title/Abstract] OR immunotherap*[Title/Abstract] OR "immunosuppression therap*" [Title/Abstract] OR "precision medicine"[Title/Abstract] OR "personalized medicine"[Title/Abstract] OR "clinical trial*" [Title/Abstract] OR radiotherap*[Title/Abstract] OR "radiation therap*" [Title/Abstract] OR "Molecular Targeted Therapy"[Mesh] OR "Radiotherapy"[Mesh] OR "Immunotherapy"[Mesh] OR "Precision Medicine"[Mesh] OR "Antineoplastic Protocols"[Mesh] OR "Chemotherapy, Adjuvant"[Mesh])

AND (english[Language] AND medline[Subset] AND ("2000"[Date - Publication] : "2024"[Date - Publication]))

NOT ("Animals"[Mesh] NOT ("Animals"[Mesh] AND "Humans"[Mesh])) NOT (mice[Title/Abstract] OR mouse[Title/Abstract] OR rat[Title/Abstract] OR rats[Title/Abstract] OR rodent*[Title/Abstract] OR rodentia*[Title/Abstract] OR animal*[Title/Abstract] OR Mice[Mesh] OR Rats[Mesh] OR Rodentia[Mesh] OR Muridae[Mesh])

NOT (letter[Publication Type] OR editorial[Publication Type] OR comment[Publication Type] OR news[Publication Type] OR "Congress"[Publication Type] OR "Consensus Development Conference"[Publication Type] OR editorial[Title/Abstract] OR commentary[Title/Abstract] OR "conference abstract*" [Title/Abstract] OR "conference proceeding*" [Title/Abstract] OR "retracted publication"[Publication Type] OR "retraction of publication"[Publication Type] OR "retraction of publication"[Title/Abstract] OR "retraction notice"[Title] OR "retracted publication"[Title/Abstract] OR "Published Erratum"[Publication Type] OR corrigenda[Title/Abstract] OR corrigendum[Title/Abstract] OR errata[Title/Abstract] OR

erratum[Title/Abstract] OR protocol[Title] OR protocols[Title] OR "case report"[Title/Abstract] OR "case series"[Title/Abstract] OR "Case Reports" [Publication Type])